


QUARTERLY PHYSICAL REPORT OF OPERATION  
As of 2019 June 30


Department: Department of Labor and Employment (DOLE)  
Appropriations: Current Year Appropriations  
Agency: National Wages and Productivity Commission  
Operating Unit: Central Office  
Organization Code (UACS): 160060100000  
Report Status: PENDING

Particulars	UACS CODE	Physical Targets					Physical Accomplishments					Variance as of June 31 2019	Remarks
		1st Quarter	2nd Quarter	3rd Quarter	4th Quarter	Total	1st Quarter	2nd Quarter	3rd Quarter	4th Quarter	Total		
1	2	3	4	5	6	7=(3+4+5+6)	8	9	10	11	12=(8+9+10+11)	13	14
<b>PART A</b>													
<b>I. OPERATIONS</b>													
<b>OO: Capacity of MSMEs to implement productivity improvement program enhanced</b>													
ENTERPRISE PRODUCTIVITY IMPROVEMENT PROGRAM	3101000000000000												
<b>Outcome Indicators</b>													
1. Percentage of trained MSMEs with productivity			20%	20%	10%	50%	0.71%	13.37%					• 14% or a total of 259 MSMEs with productivity improvement program/action plan implemented
2. Percentage of MSMEs assisted on productivity pay		2%	6%	6%	4%	18%	-	17.36%					• 17.36% or a total of 25 MSMEs with PBIS installed
<b>Output Indicators</b>													
1. Number of MSMEs trained/oriented		2,400	3,600	3,600	2,400	12,000	3,432	6,148					• A total of 9,580 (80%) MSMEs oriented/trained
2. Percentage of clients who rated training/technical services as satisfactory or better		100%	100%	100%	100%	100%	100%	100%					• 100% or 4,756 respondents rated training as satisfactory or better while 100% or 2,584 respondents rated information and technical assistance as satisfactory or better
3. Number of MSMEs provided with technical assistance on designing productivity based incentive		80	320	320	80	800	212	347					• A total of 559 (70%) MSMEs provided with technical assistance on designing productivity based incentive schemes
<b>OO : Fair and reasonable minimum wages in accordance with law ensured</b>													
WAGE REGULATORY PROGRAM	3201000000000000												
<b>Outcome Indicators</b>													
1. Percentage of wage rates above the poverty threshold						100%	100%	100%					• 100% or 92 out of 92 minimum wage rates above the 2012 poverty threshold • 96.4% or 80 out of 83 minimum wage rates above the 2015 poverty threshold
2. Percent of appealed cases on wage orders/exemption cases resolved within the reglementary period/process cycle time of 60 days						98%	No Appeal	-					• 1 application on appeals on exemption/ WO for presentation to the Commission on July 12 (received on May 16, 2019, still within the 60-day reglementary period)
<b>Output Indicators</b>													
1. Number of clients reached thru advocacy services		54,000	81,000	54,000	81,000	270,000	103,128	100,477					• A total of 203,605 (75%) clients reached thru advocacy services
2. Number of wage orders issued, as necessary		as necessary	as necessary	as necessary	as necessary	as necessary	1	1					• 2 wage orders issued (RBs 1 & 13)
3. Percentage of wage cases resolved within forty-five (45) days upon receipt of application						98%	100%	100%					• 20 out of 20 application for wage exemption disposed within the 45-day reglementary period


Prepared By:

  
LOURDES M. SECILLANO  
Planning Services Head  
July 12, 2019

In coordination with:

  
EDITHA M. SAUS  
Financial Services Head  
July 12, 2019

Approved By:

  
MARIA CRISELDA R. SY  
Executive Director IV  
July 12, 2019