

File Copy

OFFICE OF THE DIRECTOR  
FINANCIAL AND MANAGEMENT SERVICES  
DEPARTMENT OF LABOR AND EMPLOYMENT

RECEIVED

NAME: Karl  
DATE: 2/7/17 TIME: 4:05pm

BAR No. 2

**FINANCIAL REPORT OF OPERATIONS**  
As of January 31, 2017

Department: : Department of Labor and Employment  
Agency/Bureau/Office : National Wages and Productivity Commission  
Fund Title :

Department Code : 12  
Agency/Bureau/Office : B0894  
Fund Title : 101



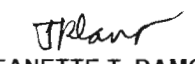
F/P/P Code	PARTICULARS	ALLOTMENTS RECEIVED				Obligations Incurred	Unobligated Allotment Balance	Remarks
		Per NWPC Approved ABM (This Release)	SARO Received	Add/Less: Interfund Transfer (Regional Boards)	TOTAL			
(1)	(2)	(3)	(4)	(5)	(6)	(7)	(8)	(9)
<b>A. REGULAR APPROPRIATION</b>		<b>190,684</b>	-	-	<b>190,684</b>	<b>13,652</b>	<b>177,033</b>	
<b>I.</b>	<b>General Administration and Support</b>	<b>43,577</b>	-	-	<b>43,577</b>	<b>6,068</b>	<b>37,510</b>	
<b>A.1.a</b>	<b>General Administration and Support Services</b>	<b>39,793</b>	-	-	<b>39,793</b>	<b>3,434</b>	<b>36,360</b>	
	100 - Personal Services	25,065	-	-	25,065	2,959	22,106	
	200 - Maintenance and Other Operating Expenses	14,728	-	-	14,728	414	14,314	
	300 - Capital Outlay		-	-		60	(60)	
<b>A.1.b</b>	<b>Human Resource Development</b>	<b>3,784</b>	-	-	<b>3,784</b>	<b>2,634</b>	<b>1,150</b>	
	100 - Personal Services	269	-	-	269	-	269	
	200 - Maintenance and Other Operating Expenses	3,515	-	-	3,515	2,634	881	
	300 - Capital Outlay		-	-		-		
<b>MFO 1</b>	<b>Technical Advisory Services</b>	<b>45,487</b>	-	-	<b>45,487</b>	<b>1,837</b>	<b>43,650</b>	
	100 - Personal Services	20,563	-	-	20,563	1,273	19,290	
	200 - Maintenance and Other Operating Expenses	24,924	-	-	24,924	516	24,408	
	300 - Capital Outlay		-	-		48	(48)	
<b>MFO 2</b>	<b>Wages Regulation Service</b>	<b>101,620</b>	-	-	<b>101,620</b>	<b>5,747</b>	<b>95,873</b>	
	100 - Personal Services	77,223	-	-	77,223	4,693	72,530	
	200 - Maintenance and Other Operating Expenses	24,397	-	-	24,397	1,054	23,343	
	300 - Capital Outlay		-	-		-		

F/P/P Code	PARTICULARS	ALLOTMENTS RECEIVED				Obligations Incurred	Unobligated Allotment Balance	Remarks
		Per NWPC Approved ABM (This Release)	SARO Received	Add/Less: Interfund Transfer (Regional Boards)	TOTAL			
(1)	(2)	(3)	(4)	(5)	(6)	(7)	(8)	(9)
<b>B. AUTOMATIC APPROPRIATION (RLIP):</b>		<b>9,555</b>	-	-	<b>9,555</b>	<b>2,206</b>	<b>7,349</b>	
<b>I.</b>	<b>General Administration and Support</b>	<b>2,157</b>	-	-	<b>2,157</b>	<b>304</b>	<b>1,853</b>	
<b>A.1.a</b>	<b>General Administration and Support Services</b>	<b>2,157</b>	-	-	<b>2,157</b>	<b>304</b>	<b>1,853</b>	
	100 - Personal Services	2,157	-	-	2,157	304	1,853	
	200 - Maintenance and Other Operating Expenses	-	-	-	-	-	-	
	300 - Capital Outlay	-	-	-	-	-	-	
<b>A.1.b</b>	<b>Human Resource Development</b>	-	-	-	-	-	-	
	100 - Personal Services	-	-	-	-	-	-	
	200 - Maintenance and Other Operating Expenses	-	-	-	-	-	-	
	300 - Capital Outlay	-	-	-	-	-	-	
<b>MFO 1</b>	<b>Technical Advisory Services</b>	<b>1,875</b>	-	-	<b>1,875</b>	<b>1,546</b>	<b>329</b>	
	100 - Personal Services	1,875	-	-	1,875	1,546	329	
	200 - Maintenance and Other Operating Expenses	-	-	-	-	-	-	
	300 - Capital Outlay	-	-	-	-	-	-	
<b>MFO 2</b>	<b>Wages Regulation Service</b>	<b>5,523</b>	-	-	<b>5,523</b>	<b>356</b>	<b>5,167</b>	
	100 - Personal Services	5,523	-	-	5,523	356	5,167	
	200 - Maintenance and Other Operating Expenses	-	-	-	-	-	-	
	300 - Capital Outlay	-	-	-	-	-	-	

F/P/P Code	PARTICULARS	ALLOTMENTS RECEIVED				Obligations Incurred	Unobligated Allotment Balance	Remarks
		Per NWPC Approved ABM (This Release)	SARO Received	Add/Less: Interfund Transfer (Regional Boards)	TOTAL			
(1)	(2)	(3)	(4)	(5)	(6)	(7)	(8)	(9)
<b>C.</b>	<b>LOCALLY FUNDED PROJECT - ISSP</b>	<b>5,637</b>	<b>-</b>	<b>-</b>	<b>5,637</b>	<b>56</b>	<b>5,581</b>	
<b>I.</b>	<b>General Administration and Support</b>	<b>5,637</b>	<b>-</b>	<b>-</b>	<b>5,637</b>	<b>56</b>	<b>5,581</b>	
<b>A.1.a</b>	<b>General Administration and Support Services</b>	<b>5,637</b>	<b>-</b>	<b>-</b>	<b>5,637</b>	<b>56</b>	<b>5,581</b>	
	100 - Personal Services			-	-	-	-	
	200 - Maintenance and Other Operating Expenses	1,060		-	1,060	56	1,004	
	300 - Capital Outlay	4,577	-	-	4,577	-	4,577	
<b>A.1.b</b>	<b>Human Resource Development</b>	<b>-</b>	<b>-</b>	<b>-</b>	<b>-</b>	<b>-</b>	<b>-</b>	
	100 - Personal Services			-	-	-	-	
	200 - Maintenance and Other Operating Expenses		-	-	-	-	-	
	300 - Capital Outlay		-	-	-	-	-	
<b>MFO 1</b>	<b>Technical Advisory Services</b>							
	100 - Personal Services			-	-	-	-	
	200 - Maintenance and Other Operating Expenses			-	-	-	-	
	300 - Capital Outlay		-	-	-	-	-	
<b>MFO 2</b>	<b>Wages Regulation Service</b>	<b>-</b>	<b>-</b>	<b>-</b>	<b>-</b>	<b>-</b>	<b>-</b>	
	100 - Personal Services			-	-	-	-	
	200 - Maintenance and Other Operating Expenses			-	-	-	-	
	300 - Capital Outlay			-	-	-	-	

F/P/P Code	PARTICULARS	ALLOTMENTS RECEIVED				Obligations Incurred	Unobligated Allotment Balance	Remarks
		Per NWPC Approved ABM (This Release)	SARO Received	Add/Less: Interfund Transfer (Regional Boards)	TOTAL			
(1)	(2)	(3)	(4)	(5)	(6)	(7)	(8)	(9)
<b>D. SPECIAL PURPOSE FUND</b>		-	-	-	-	-	-	
<b>I.</b>	<b>General Administration and Support</b>	-	-	-	-	-	-	
<b>A.1.a</b>	<b>General Administration and Support Services</b>	-	-	-	-	-	-	
	100 - Personal Services	-	-	-	-	-	-	
	200 - Maintenance and Other Operating Expenses	-	-	-	-	-	-	
	300 - Capital Outlay	-	-	-	-	-	-	
<b>A.1.b</b>	<b>Human Resource Development</b>	-	-	-	-	-	-	
	100 - Personal Services	-	-	-	-	-	-	
	200 - Maintenance and Other Operating Expenses	-	-	-	-	-	-	
	300 - Capital Outlay	-	-	-	-	-	-	
<b>MFO 1</b>	<b>Technical Advisory Services</b>	-	-	-	-	-	-	
	100 - Personal Services	-	-	-	-	-	-	
	200 - Maintenance and Other Operating Expenses	-	-	-	-	-	-	
	300 - Capital Outlay	-	-	-	-	-	-	
<b>MFO 2</b>	<b>Wages Regulation Service</b>	-	-	-	-	-	-	
	100 - Personal Services	-	-	-	-	-	-	
	200 - Maintenance and Other Operating Expenses	-	-	-	-	-	-	
	300 - Capital Outlay	-	-	-	-	-	-	

F/P/P Code	PARTICULARS	ALLOTMENTS RECEIVED				Obligations Incurred	Unobligated Allotment Balance	Remarks
		Per NWPC Approved ABM (This Release)	SARO Received	Add/Less: Interfund Transfer (Regional Boards)	TOTAL			
(1)	(2)	(3)	(4)	(5)	(6)	(7)	(8)	(9)
<b>E. CONTINUING APPROPRIATION</b>		<b>4,713</b>	-	-	<b>4,713</b>	-	<b>4,713</b>	
<b>I.</b>	<b>General Administration and Support</b>	<b>4,713</b>	-	-	<b>4,713</b>	-	<b>4,713</b>	
<b>A.1.a</b>	<b>General Administration and Support Services</b>	<b>4,713</b>	-	-	<b>4,713</b>	-	<b>4,713</b>	
	100 - Personal Services			-	-		-	
	200 - Maintenance and Other Operating Expenses	4,236		-	4,236	-	4,236	
	300 - Capital Outlay	477	-	-	477	-	477	
<b>A.1.b</b>	<b>Human Resource Development</b>	-	-	-	-	-	-	
	100 - Personal Services						-	
	200 - Maintenance and Other Operating Expenses		-	-	-	-	-	
	300 - Capital Outlay		-	-	-	-	-	
<b>MFO 1</b>	<b>Technical Advisory Services</b>							
	100 - Personal Services			-	-		-	
	200 - Maintenance and Other Operating Expenses			-	-		-	
	300 - Capital Outlay		-	-	-		-	
<b>MFO 2</b>	<b>Wages Regulation Service</b>	-	-	-	-	-	-	
	100 - Personal Services			-	-		-	
	200 - Maintenance and Other Operating Expenses			-	-		-	
	300 - Capital Outlay			-	-		-	

F/P/P Code	PARTICULARS	ALLOTMENTS RECEIVED				Obligations Incurred	Unobligated Allotment Balance	Remarks
		Per NWPC Approved ABM (This Release)	SARO Received	Add/Less: Interfund Transfer (Regional Boards)	TOTAL			
(1)	(2)	(3)	(4)	(5)	(6)	(7)	(8)	(9)
	<b>SUMMARY:</b>							
	<b>A. TOTAL CURRENT YEAR APPROPRIATION</b>	<b>200,239</b>	-	-	<b>200,239</b>	<b>12,720</b>	<b>187,519</b>	
	Regular Appropriation,	<b>190,684</b>	-	-	<b>190,684</b>	<b>12,073</b>	<b>178,611</b>	
	100 - Personal Services	123,120	-	-	123,120	7,455	115,665	
	200 - Maintenance and Other Operating Expenses	67,564	-	-	67,564	4,618	62,946	
	300 - Capital Outlay	-	-	-	-	-	-	
	<b>B. AUTOMATIC APPROPRIATION</b>	<b>9,555</b>	-	-	<b>9,555</b>	<b>647</b>	<b>8,908</b>	
	<b>C. LOCALLY FUNDED PROJECT - ISSP</b>	<b>4,577</b>	-	-	<b>4,577</b>	<b>108</b>	<b>4,469</b>	
	200 - Maintenance and Other Operating Expenses	4,577	-	-	4,577	108	4,469	
	300 - Capital Outlay	-	-	-	-	-	-	
	<b>D. SPECIAL PURPOSE FUND</b>	-	-	-	-	-	-	
	100 - Personal Services	-	-	-	-	-	-	
	200 - Maintenance and Other Operating Expenses	-	-	-	-	-	-	
	300 - Capital Outlay	-	-	-	-	-	-	
	<b>E. CONTINUING APPROPRIATION</b>	<b>4,713</b>	-	-	<b>4,713</b>	-	<b>4,713</b>	
	200 - Maintenance and Other Operating Expenses	4,236	-	-	4,236	-	4,236	
	300 - Capital Outlay	477	-	-	477	-	477	
	<b>GRAND TOTAL</b>	<b>209,529</b>	-	-	<b>209,529</b>	<b>12,828</b>	<b>196,701</b>	
Prepared by:		Noted by:			Submitted by:		Date:	
 EDITHA M. SAUS Chief, FMD		 ATTY. WELMA T. SIANGCO Director II			 JEANETTE T. DAMO Deputy Executive Director		February 3, 2017	