

FAR No. 1-B
LIST OF ALLOTMENTS AND SUB-ALLOTMENTS
As of the Quarter Ending June 30, 2017

Department: Department of Labor and Employment (DOLE)
Agency: National Wages and Productivity Commission
Operating Unit: All
Organization Code (UACS): 1606000000
Fund Cluster: 01 - Regular Agency Fund

Authorization: 01 - Current Year Appropriations
Report Status: ALL

No.	Allotments / Sub-Allotments		Funding Source		Allotments					Sub-Allotment to Regions/Operating Units					Total Allotments / Net of Sub-allotments				
	Number	Date	Description	UACS Code	PS	MOOE	CO	FINEX	Total	PS	MOOE	CO	FINEX	Total	PS	MOOE	CO	FINEX	Total
1	2	3	4	5	6	7	8	9	10=(6+7+8+9)	11	12	13	14	15=(11+12+13+14)	16	17	18	19	20=(16+17+18+19)
	A. Allotments received from DBM																		
	Region I - Ilocos																		
	Regional Office - I																		
	GAA FY 2017	1/10/2017	Specific Budgets of National Government Agencies	1101101	4,483,000	2,237,000			6,720,000						4,483,000	2,237,000			6,720,000
	GARO 2017-01	1/10/2017	Retirement and Life Insurance Premiums	1104102	4,483,000	2,237,000			6,720,000						4,483,000	2,237,000			6,720,000
	GAA FY 2017	1/10/2017	Specific Budgets of National Government Agencies	1101101	4,191,000	2,237,000			6,428,000						4,191,000	2,237,000			6,428,000
	GARO 2017-01	1/10/2017	Retirement and Life Insurance Premiums	1104102	292,000				292,000						292,000				292,000
	Region II - Cagayan Valley																		
	Regional Office - II																		
	GAA FY 2017	1/10/2017	Specific Budgets of National Government Agencies	1101101	5,381,000	2,148,000			7,529,000						5,381,000	2,148,000			7,529,000
	GARO 2017-01	1/10/2017	Retirement and Life Insurance Premiums	1104102	5,381,000	2,148,000			7,529,000						5,381,000	2,148,000			7,529,000
	GAA FY 2017	1/10/2017	Specific Budgets of National Government Agencies	1101101	5,017,000	2,148,000			7,165,000						5,017,000	2,148,000			7,165,000
	GARO 2017-01	1/10/2017	Retirement and Life Insurance Premiums	1104102	364,000				364,000						364,000				364,000
	Region III - Central Luzon																		
	Regional Office - III																		
	GAA FY 2017	1/10/2017	Specific Budgets of National Government Agencies	1101101	5,456,000	2,771,000			8,227,000						5,456,000	2,771,000			8,227,000
	GARO 2017-01	1/10/2017	Retirement and Life Insurance Premiums	1104102	5,456,000	2,771,000			8,227,000						5,456,000	2,771,000			8,227,000
	GAA FY 2017	1/10/2017	Specific Budgets of National Government Agencies	1101101	5,089,000	2,771,000			7,860,000						5,089,000	2,771,000			7,860,000
	GARO 2017-01	4/19/2017	Retirement and Life Insurance Premiums	1104102	367,000				367,000						367,000				367,000
	Region IVA - CALABARZON																		
	Regional Office - IVA																		
	GAA FY 2017	1/10/2017	Specific Budgets of National Government Agencies	1101101	4,783,000	3,018,000			7,801,000						4,783,000	3,018,000			7,801,000
	GARO 2017-01	1/10/2017	Retirement and Life Insurance Premiums	1104102	4,783,000	3,018,000			7,801,000						4,783,000	3,018,000			7,801,000
	GAA FY 2017	1/10/2017	Specific Budgets of National Government Agencies	1101101	4,474,000	3,018,000			7,492,000						4,474,000	3,018,000			7,492,000
	GARO 2017-01	1/10/2017	Retirement and Life Insurance Premiums	1104102	309,000				309,000						309,000				309,000
	Region V - Bicol																		
	Regional Office - V																		
	GAA FY 2017	1/10/2017	Specific Budgets of National Government Agencies	1101101	5,248,000	2,325,000			7,573,000						5,248,000	2,325,000			7,573,000
	GARO	1/10/2017	Retirement and Life Insurance Premiums	1104102	5,248,000	2,325,000			7,573,000						5,248,000	2,325,000			7,573,000
	GAA FY 2017	1/10/2017	Specific Budgets of National Government Agencies	1101101	4,896,000	2,325,000			7,221,000						4,896,000	2,325,000			7,221,000
	GARO	1/10/2017	Retirement and Life Insurance Premiums	1104102	352,000				352,000						352,000				352,000
	Region VII - Central Visayas																		
	Regional Office - VII																		
	GAA FY 2017	1/10/2017	Specific Budgets of National Government Agencies	1101101	5,736,000	2,634,000			8,370,000						5,736,000	2,634,000			8,370,000
	GARO 2017-01	1/10/2017	Retirement and Life Insurance Premiums	1104102	5,736,000	2,634,000			8,370,000						5,736,000	2,634,000			8,370,000
	GAA FY 2017	1/10/2017	Specific Budgets of National Government Agencies	1101101	5,343,000	2,634,000			7,977,000						5,343,000	2,634,000			7,977,000
	GARO 2017-01	1/10/2017	Retirement and Life Insurance Premiums	1104102	393,000				393,000						393,000				393,000
	Region X - Northern Mindanao																		
	Regional Office - X																		
	GAA FY 2017	1/10/2017	Specific Budgets of National Government Agencies	1101101	5,262,000	2,260,000			7,522,000						5,262,000	2,260,000			7,522,000
	GARO 2017-01	1/10/2017	Retirement and Life Insurance Premiums	1104102	5,262,000	2,260,000			7,522,000						5,262,000	2,260,000			7,522,000
	GAA FY 2017	1/10/2017	Specific Budgets of National Government Agencies	1101101	4,909,000	2,260,000			7,169,000						4,909,000	2,260,000			7,169,000
	GARO 2017-01	1/10/2017	Retirement and Life Insurance Premiums	1104102	353,000				353,000						353,000				353,000
	Region XI - Davao																		
	Regional Office - XI																		
	GAA FY 2017	7/14/2017	Specific Budgets of National Government Agencies	1101101	6,175,000	2,593,000			8,768,000						6,175,000	2,593,000			8,768,000

No.	Allotments / Sub-Allotments		Funding Source		Allotments					Sub-Allotment to Regions/Operating Units					Total Allotments / Net of Sub-allotments				
	Number	Date	Description	UACS Code	PS	MOOE	CO	FINEX	Total	PS	MOOE	CO	FINEX	Total	PS	MOOE	CO	FINEX	Total
	Regional Office - XI				6,175,000	2,593,000			8,768,000						6,175,000	2,593,000			8,768,000
	GAA FY 2017	1/10/2017	Specific Budgets of National Government Agencies	1101101	5,745,000	2,593,000			8,338,000						5,745,000	2,593,000			8,338,000
	GARO 2017-01	1/10/2017	Retirement and Life Insurance Premiums	1104102	430,000				430,000						430,000				430,000
	Region XII - SOCCSKSARGEN				3,807,000	2,434,000			6,241,000						3,807,000	2,434,000			6,241,000
	Regional Office - XII				3,807,000	2,434,000			6,241,000						3,807,000	2,434,000			6,241,000
	GAA FY 2017	1/10/2017	Specific Budgets of National Government Agencies	1101101	3,577,000	2,434,000			6,011,000						3,577,000	2,434,000			6,011,000
	GARO 2017-01	1/10/2017	Retirement and Life Insurance Premiums	1104102	230,000				230,000						230,000				230,000
	National Capital Region (NCR)				57,625,746	32,511,000	4,577,000		94,713,746	-1,024,052				-1,024,052	56,601,694	32,511,000	4,577,000		93,689,694
	Central Office				51,213,746	30,470,000	4,577,000		86,260,746	-1,024,052				-1,024,052	50,189,694	30,470,000	4,577,000		85,236,694
	GAA FY 2017	1/10/2017	Specific Budgets of National Government Agencies	1101101	45,897,000	30,470,000	4,577,000		80,944,000						45,897,000	30,470,000	4,577,000		80,944,000
	GARO 2017-1	1/10/2017	Retirement and Life Insurance Premiums	1104102	4,032,000				4,032,000						4,032,000				4,032,000
	0000172	1/18/2017	Pension and Gratuity Fund	1101407	462,960				462,960	-462,960				-462,960					
	0002919	3/7/2017	Pension and Gratuity Fund	1101407	33,721				33,721	-33,721				-33,721					
	0003666	3/17/2017	Pension and Gratuity Fund	1101407	788,065				788,065	-527,371				-527,371	260,694				260,694
	Regional Office - NCR				6,412,000	2,041,000			8,453,000						6,412,000	2,041,000			8,453,000
	GAA FY 2017	1/10/2017	Specific Budgets of National Government Agencies	1101101	5,960,000	2,041,000			8,001,000						5,960,000	2,041,000			8,001,000
	GARO 2017-01	1/10/2017	Specific Budgets of National Government Agencies	1101101	452,000				452,000						452,000				452,000
	Cordillera Administrative Region (CAR)				5,248,000	2,082,000			7,330,000						5,248,000	2,082,000			7,330,000
	Regional Office - CAR				5,248,000	2,082,000			7,330,000						5,248,000	2,082,000			7,330,000
	GAA FY 2017	1/10/2017	Specific Budgets of National Government Agencies	1101101	4,896,000	2,082,000			6,978,000						4,896,000	2,082,000			6,978,000
	GARO 2017-01	4/20/2017	Retirement and Life Insurance Premiums	1104102	352,000				352,000						352,000				352,000
	Region XIII - CARAGA				5,321,000	2,537,000			7,858,000						5,321,000	2,537,000			7,858,000
	Regional Office - XIII				5,321,000	2,537,000			7,858,000						5,321,000	2,537,000			7,858,000
	GAA FY 2017	1/10/2017	Specific Budgets of National Government Agencies	1101101	4,962,000	2,537,000			7,499,000						4,962,000	2,537,000			7,499,000
	GARO 2017-01	1/10/2017	Retirement and Life Insurance Premiums	1104102	359,000				359,000						359,000				359,000
	Region IVB - MIMAROPA				3,994,000	2,121,000			6,115,000						3,994,000	2,121,000			6,115,000
	Regional Office - IVB				3,994,000	2,121,000			6,115,000						3,994,000	2,121,000			6,115,000
	GAA FY 2017	1/10/2017	Specific Budgets of National Government Agencies	1101101	3,751,000	2,121,000			5,872,000						3,751,000	2,121,000			5,872,000
	GARO 2017-01	1/10/2017	Retirement and Life Insurance Premiums	1104102	243,000				243,000						243,000				243,000
	Sub-total				118,519,746	61,671,000	4,577,000		184,757,746	-1,024,052				-1,024,052	117,495,694	61,671,000	4,577,000		183,743,694
	B. Sub-allotments received from Central Office/Regional Office																		
	Region I - Ilocos				27,223				27,223						27,223				27,223
	Regional Office - I				27,223				27,223						27,223				27,223
	NWPC No. 2017-07	3/21/2017	Miscellaneous Personnel Benefits Fund	1101406	27,223				27,223						27,223				27,223
	Region II - Cagayan Valley				497,406				497,406						497,406				497,406
	Regional Office - II				497,406				497,406						497,406				497,406
	NWPC No.2017-02	1/25/2017	Pension and Gratuity Fund	1101407	462,960				462,960						462,960				462,960
	NWPC No.2017-07	3/21/2017	Miscellaneous Personnel Benefits Fund	1101406	34,446				34,446						34,446				34,446
	Region III - Central Luzon				8,337				8,337						8,337				8,337
	Regional Office - III				8,337				8,337						8,337				8,337

No.	Allotments / Sub-Allotments		Funding Source		Allotments					Sub-Allotment to Regions/Operating Units					Total Allotments / Net of Sub-allotments				
	Number	Date	Description	UACS Code	PS	MOOE	CO	FINEX	Total	PS	MOOE	CO	FINEX	Total	PS	MOOE	CO	FINEX	Total
	NWPC No. 2017-07	3/21/2017	Miscellaneous Personnel Benefits Fund	1101406	8,337				8,337						8,337				8,337
	Region IVA - CALABARZON				60,474				60,474						60,474				60,474
	Regional Office - IVA				60,474				60,474						60,474				60,474
	2017-07	3/21/2017	Pension and Gratuity Fund	1101407	60,474				60,474						60,474				60,474
	Region VII - Central Visayas				35,193				35,193						35,193				35,193
	Regional Office - VII				35,193				35,193						35,193				35,193
	NWPC No. 2017-07	3/20/2017	Specific Budgets of National Government Agencies	1101101	35,193				35,193						35,193				35,193
	Region X - Northern Mindanao				143,832				143,832						143,832				143,832
	Regional Office - X				143,832				143,832						143,832				143,832
	NWPC No. 2017-07	3/21/2017	Miscellaneous Personnel Benefits Fund	1101406	143,832				143,832						143,832				143,832
	Region XI - Davao				114,840				114,840						114,840				114,840
	Regional Office - XI				114,840				114,840						114,840				114,840
	NWPC No. 2017-06	3/20/2017	Miscellaneous Personnel Benefits Fund	1101406	33,721				33,721						33,721				33,721
	NWPC No. 2017-07	3/22/2017	Pension and Gratuity Fund	1101407	81,119				81,119						81,119				81,119
	Cordillera Administrative Region (CAR)					82,000			82,000						82,000				82,000
	Regional Office - CAR					82,000			82,000						82,000				82,000
	NWPC SA No. 2017-04	2/17/2017	Specific Budgets of National Government Agencies	1101101		2,000			2,000							2,000			2,000
	NWPC SA No. 2017-07	6/21/2017	Specific Budgets of National Government Agencies	1101101		50,000			50,000							50,000			50,000
	NWPC SA No. 2017-05	3/14/2017	Specific Budgets of National Government Agencies	1101101		30,000			30,000							30,000			30,000
	Region XIII - CARAGA				65,183				65,183						65,183				65,183
	Regional Office - XIII				65,183				65,183						65,183				65,183
	NWPC 2017-07	3/21/2017	Miscellaneous Personnel Benefits Fund	1101406	65,183				65,183						65,183				65,183
	Region IVB - MIMAROPA				71,564				71,564						71,564				71,564
	Regional Office - IB				71,564				71,564						71,564				71,564
	NWPC No. 2017-07	3/14/2017	Miscellaneous Personnel Benefits Fund	1102406	71,564				71,564						71,564				71,564
	Sub-total				1,024,052	82,000			1,106,052						1,024,052	82,000			1,106,052
	Total Allotments				119,643,799	61,753,000	4,577,000		185,873,799	-1,024,052				-1,024,052	118,519,746	61,753,000	4,577,000		184,849,746
			Summary by Funding Source Code																
			Specific Budgets of National Government Agencies	1101101	109,194,193	61,753,000	4,577,000		175,524,193						109,194,193	61,753,000	4,577,000		175,524,193
			Miscellaneous Personnel Benefits Fund	1101406	312,742				312,742						312,742				312,742
			Pension and Gratuity Fund	1101407	1,889,299				1,889,299	-1,024,052				-1,024,052	865,247				865,247
			Miscellaneous Personnel Benefits Fund	1102406	71,564				71,564						71,564				71,564
			Retirement and Life Insurance Premiums	1104102	8,076,000				8,076,000						8,076,000				8,076,000

Certified Correct:


FRANCISCA C. GUÑA
 Supervising Admin. Officer

Budget Officer
 Date: July 26, 2017

FAR No. 1-B
LIST OF ALLOTMENTS AND SUB-ALLOTMENTS
As of the Quarter Ending June 30, 2017


Department: Department of Labor and Employment (DOLE)
Agency: National Wages and Productivity Commission
Operating Unit: All
Organization Code (UACS): 160060000000
Fund Cluster: 01 - Regular Agency Fund

Authorization: 02 - Continuing Appropriations
Report Status: ALL

No.	Allotments / Sub-Allotments		Funding Source			Allotments					Sub-Allotment to Regions/Operating Units					Total Allotments / Net of Sub-allotments				
	Number	Date	Description	UACS Code	PS	MOOE	CO	FINEX	Total	PS	MOOE	CO	FINEX	Total	PS	MOOE	CO	FINEX	Total	
1	2	3	4	5	6	7	8	9	10=(6+7+8+9)	11	12	13	14	15=(11+12+13+14)	16	17	18	19	19	
	A. Allotments received from DBM																			
	Region III - Central Luzon																			
	Regional Office - III																			
	1	2/21/2017	Other MOOE			2,000			2,000							2,000			2,000	
	National Capital Region (NCR)																			
	Central Office																			
						4,768,662.53			4,768,662.53		-676,000			-676,000		4,092,662.53			4,092,662.53	
	GAA FY 2016																			
	Cordillera Administrative Region (CAR)																			
	Regional Office - CAR																			
		1/4/2016	Specific Budgets of National Government Agencies	1101101		4,768,662.53			4,768,662.53		-676,000			-676,000		4,092,662.53			4,092,662.53	
	NWPC Sa No. 2017-07																			
	Regional Office - CAR																			
		6/21/2017	Specific Budgets of National Government Agencies	1102101		50,000			50,000							50,000			50,000	
	Sub-total																			
	B. Sub-allotments received from Central Office/Regional Office																			
	Region I - Ilocos																			
	Regional Office - I																			
						34,000			34,000							34,000			34,000	
		2/17/2017	Specific Budgets of National Government Agencies	1102101		4,000			4,000							4,000			4,000	
		3/14/2017	Specific Budgets of National Government Agencies	1102101		30,000			30,000							30,000			30,000	
	Region II - Cagayan Valley																			
	Regional Office - II																			
						34,000			34,000							34,000			34,000	
		3/14/2017	Specific Budgets of National Government Agencies	1102101		30,000			30,000							30,000			30,000	
		2/17/2017	Specific Budgets of National Government Agencies	1102101		4,000			4,000							4,000			4,000	
	Region III - Central Luzon																			
	Regional Office - III																			
						32,000			32,000							32,000			32,000	
		3/14/2017	Specific Budgets of National Government Agencies	1102101		30,000			30,000							30,000			30,000	
		2/17/2017	Specific Budgets of National Government Agencies	1102101		2,000			2,000							2,000			2,000	
	Region IVA - CALABARZON																			
	Regional Office - IVA																			
						82,000			82,000							82,000			82,000	
		2/17/2017	Specific Budgets of National Government Agencies	1102101		2,000			2,000							2,000			2,000	
		3/14/2017	Specific Budgets of National Government Agencies	1102101		30,000			30,000							30,000			30,000	
		6/22/2017	Specific Budgets of National Government Agencies	1102101		50,000			50,000							50,000			50,000	
	Region V - Bicol																			
	Regional Office - V																			
						32,000			32,000							32,000			32,000	
		4/2/2017	Specific Budgets of National Government Agencies	1102101		2,000			2,000							2,000			2,000	

No.	Allotments / Sub-Allotments		Funding Source		Allotments					Sub-Allotment to Regions/Operating Units					Total Allotments / Net of Sub-allotments				
	Number	Date	Description	UACS Code	PS	MOOE	CO	FINEX	Total	PS	MOOE	CO	FINEX	Total	PS	MOOE	CO	FINEX	Total
	NWPC NO.2017-05	3/14/2017	Specific Budgets of National Government Agencies	1102101		30,000			30,000										30,000
	Region VII - Central Visayas					34,000			34,000										34,000
	Regional Office - VII					34,000			34,000										34,000
	NWPC No. 2017-05	3/13/2017	Specific Budgets of National Government Agencies	1102101		30,000			30,000										30,000
	NWPC S.A. No. 2017-04	2/16/2017	Specific Budgets of National Government Agencies	1102101		4,000			4,000										4,000
	Region IX - Zamboanga Peninsula					32,000			32,000										32,000
	Regional Office - IX					32,000			32,000										32,000
	NWPC NO. 2017-04	2/17/2017	Specific Budgets of National Government Agencies	1102101		2,000			2,000										2,000
	NWPC NO. 2017-05	3/14/2017	Specific Budgets of National Government Agencies	1102101		30,000			30,000										30,000
	National Capital Region (NCR)					83,000			83,000										83,000
	Regional Office - NCR					83,000			83,000										83,000
	NWPC No. 2017-04	2/17/2017	Specific Budgets of National Government Agencies	1102101		3,000			3,000										3,000
	NWPC No. 2017-05	4/19/2017	Specific Budgets of National Government Agencies	1102101		30,000			30,000										30,000
	NWPC No. 2017-08	6/22/2017	Specific Budgets of National Government Agencies	1102101		50,000			50,000										50,000
	Cordillera Administrative Region (CAR)					32,000			32,000										32,000
	Regional Office - CAR					32,000			32,000										32,000
	NWPC No. 2017-04	2/17/2017	Specific Budgets of National Government Agencies	1102101		2,000			2,000										2,000
	NWPC No. 2017-05	3/14/2017	Specific Budgets of National Government Agencies	1102101		30,000			30,000										30,000
	Region XIII - CARAGA					34,000			34,000										34,000
	Regional Office - XIII					34,000			34,000										34,000
	NWPC 2017-04	2/17/2017	Specific Budgets of National Government Agencies	1102101		4,000			4,000										4,000
	NWPC 2017-05	3/14/2017	Specific Budgets of National Government Agencies	1102101		30,000			30,000										30,000
	Sub-total					429,000			429,000										429,000
	Total Allotments					5,249,662.53			5,249,662.53					-676,000					4,573,662.53
			Summary by Funding Source Code:																
			Specific Budgets of National Government Agencies	1101101		4,768,662.53			4,768,662.53					-676,000					4,092,662.53
			Specific Budgets of National Government Agencies	1102101		479,000			479,000										479,000

Certified Correct:


FRANCISCA C. GUÑA
Supervising Admin. Officer
Date: July 28, 2017

This report was generated using the Unified Reporting System on 04/08/2017 11:19


FAR No. 1-B
LIST OF ALLOTMENTS AND SUB-ALLOTMENTS
As of the Quarter Ending June 30, 2017

Department: Department of Labor and Employment (DOLE)
Agency: National Wages and Productivity Commission
Operating Unit: Central Office
Organization Code (UACS): 160060100000
Fund Cluster: 01 - Regular Agency Fund

Authorization: 01 - Current Year Appropriations
Report Status: ALL

No.	Allotments / Sub-Allotments		Funding Source		Allotments					Sub-Allotment to Regions/Operating Units					Total Allotments / Net of Sub-allotments					
	Number	Date	Description	UACS Code	PS	MOOE	CO	FINEX	Total	PS	MOOE	CO	FINEX	Total	PS	MOOE	CO	FINEX	Total	
1	2	3	4	5	6	7	8	9	10=(6+7+8+9)	11	12	13	14	15=(11+12+13+14)	16	17	18	19	20=(16+17+18+19)	
	A. Allotments received from DBM																			
	National Capital Region (NCR)																			
	Central Office																			
	GAA FY 2017	1/10/2017	Specific Budgets of National Government Agencies	1101101	45,897,000	30,470,000	4,577,000		80,944,000						45,897,000	30,470,000	4,577,000		80,944,000	
	GARO 2017-1	1/10/2017	Retirement and Life Insurance Premiums	1104102	4,032,000				4,032,000						4,032,000				4,032,000	
	SARO-BMB-B-17-0000172	1/18/2017	Pension and Gratuity Fund	1101407	462,960				462,960	-462,960				-462,960						
	SARO-BMB-B-17-0002919	3/17/2017	Pension and Gratuity Fund	1101407	33,721				33,721	-33,721				-33,721						
	SARO-BMB-B-17-0003666	3/17/2017	Pension and Gratuity Fund	1101407	788,065				788,065	-527,371				-527,371	260,694				260,694	
	Sub-total				51,213,746	30,470,000	4,577,000		86,260,746	-1,024,052				-1,024,052	50,189,694	30,470,000	4,577,000		85,236,694	
	Total Allotments				51,213,746	30,470,000	4,577,000		86,260,746	-1,024,052				-1,024,052	50,189,694	30,470,000	4,577,000		85,236,694	
	Summary by Funding Source Code:																			
			Specific Budgets of National Government Agencies	1101101	45,897,000	30,470,000	4,577,000		80,944,000						45,897,000	30,470,000	4,577,000		80,944,000	
			Pension and Gratuity Fund	1101407	1,284,746				1,284,746	-1,024,052				-1,024,052	260,694					260,694
			Retirement and Life Insurance Premiums	1104102	4,032,000				4,032,000						4,032,000				4,032,000	

Certified Correct:


FRANCISCA C. GUINA
Supervising Admin. Officer
Date: July 28, 2017


FAR No. 1-B
LIST OF ALLOTMENTS AND SUB-ALLOTMENTS
 As of the Quarter Ending June 30, 2017

Department: Department of Labor and Employment (DOLE)
 Agency: National Wages and Productivity Commission
 Operating Unit: Central Office
 Organization Code (UACS): 160060100000
 Fund Cluster: 01 - Regular Agency Fund

Authorization: 02 - Continuing Appropriations
 Report Status: ALL

No.	Allotments / Sub-Allotments		Funding Source			Allotments					Sub-Allotment to Regions/Operating Units					Total Allotments / Net of Sub-allotments				
	Number	Date	Description	UACS Code	PS	MOOE	CO	FINEX	Total	PS	MOOE	CO	FINEX	Total	PS	MOOE	CO	FINEX	Total	
1	2	3	4	5	6	7	8	9	10=(6+7+8+9)	11	12	13	14	15=(11+12+13+14)	16	17	18	19	20=(16+17+18+19)	
	A. Allotments received from DBM																			
	National Capital Region (NCR)					4,768,662.53			4,768,662.53		-676,000			-676,000		4,092,662.53			4,092,662.53	
	Central Office					4,768,662.53			4,768,662.53		-676,000			-676,000		4,092,662.53			4,092,662.53	
	GAA FY 2016	1/4/2016	Specific Budgets of National Government Agencies	1101101		4,768,662.53			4,768,662.53		-676,000			-676,000		4,092,662.53			4,092,662.53	
	Sub-total					4,768,662.53			4,768,662.53		-676,000			-676,000		4,092,662.53			4,092,662.53	
	Total Allotments					4,768,662.53			4,768,662.53		-676,000			-676,000		4,092,662.53			4,092,662.53	
	Summary by Funding Source Code:																			
			Specific Budgets of National Government Agencies	1101101		4,768,662.53			4,768,662.53		-676,000			-676,000		4,092,662.53			4,092,662.53	

Certified Correct:


 FRANCISCA C. GUÑA
 Supervising Admin. Officer
 Date: July 28, 2017

This report was generated using the Unified Reporting System on 04/08/2017 11:43