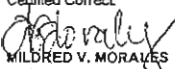
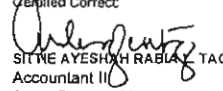


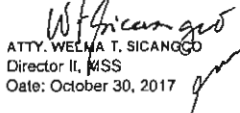





Particulars	UACS CODE	Appropriation					Allotments			Current Year Obligations					Current Year Disbursements					Balances				
		Authorized Appropriation	Adjustments (To)/From, Realignment	Adjusted Appropriations	Allotments Received	Adjustments (Withdrawal, Realignment)	Transfer To	Transfer From	Adjusted Total Allotments	1st Quarter	2nd Quarter	3rd Quarter	4th Quarter	Total	1st Quarter	2nd Quarter	3rd Quarter	4th Quarter	Total	Unreleased Appropriations	Unobligated Allotment	Unpaid Obligations		
										Ending	Ending	Ending	Ending		Ending	Ending	Ending	Ending				Ending	Ending	(15-20) = (23+24)
1	2	3	4	5=(3+4)	6	7	8	9	10=[(6+(-)7)-8+9]	11	12	13	14	15=[(11+12+13+14)]	16	17	18	19	20=[(16+17+18+19)]	21=(5-10)	22=(10-15)	23	24	
Personnel Services	501000000		1,190,268.00	1,190,268.00	1,190,268.00				1,190,268.00			1,190,267.81		1,190,267.81			1,190,267.81		1,190,267.81			0.19		
Other Personnel Benefits	501040000		1,190,268.00	1,190,268.00	1,190,268.00				1,190,268.00			1,190,267.81		1,190,267.81			1,190,267.81		1,190,267.81			0.19		
Terminal Leave Benefits	501040300		1,190,268.00	1,190,268.00	1,190,268.00				1,190,268.00			1,190,267.81		1,190,267.81			1,190,267.81		1,190,267.81			0.19		
Terminal Leave Benefits - Civilian	5010403001		1,190,268.00	1,190,268.00	1,190,268.00				1,190,268.00			1,190,267.81		1,190,267.81			1,190,267.81		1,190,267.81			0.19		
<b>GRAND TOTAL</b>		205,876,000.00	3,138,566.50	209,014,566.50	207,066,268.00		(2,291,528.00)	4,199,816.50	208,974,566.50	42,920,313.93	53,807,166.92	50,013,477.39		146,740,958.24	42,514,717.08	53,433,013.32	49,954,770.27		145,902,500.67	40,000.00	62,233,598.26		1,509,857.69	

Certified Correct  
  
MILDRED V. MORALES  
Acting Budget Officer  
Date: October 30, 2017

Certified Correct:  
  
SITHE AYESHAH RABLA TAGO  
Accountant II  
Date: October 30, 2017

Recommended By:  
  
ATTY. WELMA T. SICANGCO  
Director II, MISS  
Date: October 30, 2017

Approved By:  
  
MARIA CRISNELDA R. SY  
Executive Director IV  
Date: October 30, 2017

SUMMARY OF APPROPRIATIONS, ALLOTMENTS, OBLIGATIONS AND BALANCES BY OBJECT OF EXPENDITURES  
As of the Quarter Ending September 30, 2017

Authorization: 02 - Continuing Appropriations  
Report Status: SUBMITTED

Department: Department of Labor and Employment (DOLE)  
Agency: National Wages and Productivity Commission  
Operating Unit: All  
Organization Code (UACS): 160060000000  
Fund Cluster: 01 - Regular Agency Fund

Particulars	UACS CODE	Appropriation			Allotments					Current Year Obligations					Current Year Disbursements					Balances			
		Authorized Appropriation	Adjustments (Transfer To/From, Realignment)	Adjusted Appropriations	Allotments Received	Adjustments (Withdrawal, Realignment)	Transfer To	Transfer From	Adjusted Total Allotments	1st Quarter	2nd Quarter	3rd Quarter	4th Quarter	Total	1st Quarter	2nd Quarter	3rd Quarter	4th Quarter	Total	Unreleased Appropriations	Unobligated Allotment	Unpaid Obligations	
										Ending	Ending	Ending	Ending		Ending	Ending	Ending	Ending				Ending	Ending
1	2	3	4	5=(3+4)	6	7	8	9	10= [(6+(-)7)-8+9]	11	12	13	14	15= [(11+12+13+14)]	16	17	18	19	20= [(16+17+18+19)]	21=(5-10)	22=(10-15)	23	24
I. Agency Specific Budget		4,768,662.53	(15,000.00)	4,753,662.53	4,768,662.53		(1,256,324.87)	1,241,324.87	4,753,662.53	308,337.00	1,962,284.72	2,067,113.56		4,337,735.30	404,916.00	1,806,529.72	1,531,223.55		3,742,669.27		415,927.23		595,066.03
Specific Budgets of National Government Agencies	1102101	4,768,662.53	(15,000.00)	4,753,662.53	4,768,662.53		(1,256,324.87)	1,241,324.87	4,753,662.53	308,337.00	1,962,284.72	2,067,113.56		4,337,735.30	404,916.00	1,806,529.72	1,531,223.55		3,742,669.27		415,927.23		595,066.03
Property, Plant and Equipment	1060000000	532,819.07		532,819.07	532,819.07				532,819.07		165,507.20	145,000.00		310,507.20	108,000.00	57,507.20	145,000.00		310,507.20		222,311.87		
Machinery and Equipment	1060500000	532,819.07		532,819.07	532,819.07				532,819.07		165,507.20	145,000.00		310,507.20	108,000.00	57,507.20	145,000.00		310,507.20		222,311.87		
Office Equipment	1060502000	222,517.00		222,517.00	222,517.00				222,517.00		23,000.00	145,000.00		168,000.00		23,000.00	145,000.00		168,000.00		54,517.00		
Office Equipment	1060502000	222,517.00		222,517.00	222,517.00				222,517.00		23,000.00	145,000.00		168,000.00		23,000.00	145,000.00		168,000.00		54,517.00		
Information and Communication Technology Equipment	1060503000	310,302.07		310,302.07	310,302.07				310,302.07		142,507.20			142,507.20	108,000.00	34,507.20			142,507.20		167,794.87		
Information and Communication Technology Equipment	1060503000	310,302.07		310,302.07	310,302.07				310,302.07		142,507.20			142,507.20	108,000.00	34,507.20			142,507.20		167,794.87		
Maintenance and Other Operating Expenses	5020000000	4,235,843.46	(15,000.00)	4,220,843.46	4,235,843.46		(1,256,324.87)	1,241,324.87	4,220,843.46	308,337.00	1,796,777.52	1,922,113.56		4,025,228.10	296,916.00	1,749,022.52	1,386,223.55		3,432,162.07		193,615.36		595,066.03
Professional Services	5021100000		4,000.00	4,000.00				4,000.00	4,000.00		4,000.00			4,000.00		4,000.00			4,000.00				
Other Professional Services	5021199000		4,000.00	4,000.00				4,000.00	4,000.00		4,000.00			4,000.00		4,000.00			4,000.00				
Other Professional Services	5021199000		4,000.00	4,000.00				4,000.00	4,000.00		4,000.00			4,000.00		4,000.00			4,000.00				
Other Maintenance and Operating Expenses	5029900000	4,235,843.46	(19,000.00)	4,216,843.46	4,235,843.46		(1,256,324.87)	1,237,324.87	4,216,843.46	308,337.00	1,792,777.52	1,922,113.56		4,023,228.10	296,916.00	1,745,022.52	1,386,223.55		3,428,162.07		193,615.36		595,066.03
Representation Expenses	5029903000		34,000.00	34,000.00				34,000.00	34,000.00		32,000.00			32,000.00		32,000.00			32,000.00		2,000.00		
Representation Expenses	5029903000		34,000.00	34,000.00				34,000.00	34,000.00		32,000.00			32,000.00		32,000.00			32,000.00		2,000.00		
Other Maintenance and Operating Expenses	5029999000	4,235,843.46	(53,000.00)	4,182,843.46	4,235,843.46		(1,256,324.87)	1,203,324.87	4,182,843.46	308,337.00	1,760,777.52	1,922,113.56		3,991,228.10	296,916.00	1,713,022.52	1,386,223.55		3,396,162.07		191,615.36		595,066.03
Other Maintenance and Operating Expenses	5029999099	4,235,843.46	(53,000.00)	4,182,843.46	4,235,843.46		(1,256,324.87)	1,203,324.87	4,182,843.46	308,337.00	1,760,777.52	1,922,113.56		3,991,228.10	296,916.00	1,713,022.52	1,386,223.55		3,396,162.07		191,615.36		595,066.03
GRAND TOTAL		4,768,662.53	(15,000.00)	4,753,662.53	4,768,662.53		(1,256,324.87)	1,241,324.87	4,753,662.53	308,337.00	1,962,284.72	2,067,113.56		4,337,735.30	404,916.00	1,806,529.72	1,531,223.55		3,742,669.27		415,927.23		595,066.03

Certified Correct:  
*Mildred V. Morales*  
MILDRED V. MORALES  
Acting Budget Officer  
Date: October 30, 2017

Certified Correct:  
*Sittie Ayeshah Rabia Tagao*  
SITIE AYESHAH RABIA TAGAO  
Accountant III  
Date: October 30, 2017

Recommended By:  
*W. Sicangco*  
ATTY. WELMA T. SICANGCO  
Director II, MSS  
Date: October 30, 2017

Approved By:  
*Maria Criselda R. Sy*  
MARIA CRISLEDA R. SY  
Executive Director IV  
Date: October 30, 2017



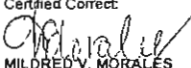



SUMMARY OF APPROPRIATIONS, ALLOTMENTS, OBLIGATIONS AND BALANCES BY OBJECT OF EXPENDITURES  
As of the Quarter Ending September 30, 2017


Authorization: 02 - Continuing Appropriations  
Report Status: SUBMITTED


Department: Department of Labor and Employment (DOLE)  
Agency: National Wages and Productivity Commission  
Operating Unit: Central Office  
Organization Code (UACS): 160060100000  
Fund Cluster: 01 - Regular Agency Fund

Particulars	UACS CODE	Appropriation			Allotments					Current Year Obligations					Current Year Disbursements					Balances						
		Authorized Appropriation	Adjustments (Transfer (To)/From, Realignment)	Adjusted Appropriations	Allotments Received	Adjustments (Withdrawal, Realignment)	Transfer To	Transfer From	Adjusted Total Allotments	1st Quarter	2nd Quarter	3rd Quarter	4th Quarter	Total	1st Quarter	2nd Quarter	3rd Quarter	4th Quarter	Total	Unreleased Appropriations	Unobligated Allotment	Unpaid Obligations				
										Ending	Ending	Ending	Ending		Ending	Ending	Ending	Ending				Ending	Ending	(15-20) = (23+24)	Due and Demandable	Not Yet Due and Demandable
1	2	3	4	5=(3+4)	6	7	8	9	10= [(6+(-7))-8+9]	11	12	13	14	15= (11+12+13+14)	16	17	18	19	20= (16+17+18+19)	21=(5-10)	22=(10-15)	23	24			
I. Agency Specific Budget		4,768,662.53	(1,256,324.87)	3,512,337.66	4,768,662.53		(1,256,324.87)			3,512,337.66	41,337.00	1,662,290.28	1,546,828.02		3,250,455.30	137,916.00	1,506,535.28	1,010,937.99		2,855,389.27		261,882.36		595,066.03		
Specific Budgets of National Government Agencies	1102101	4,768,662.53	(1,256,324.87)	3,512,337.66	4,768,662.53		(1,256,324.87)			3,512,337.66	41,337.00	1,662,290.28	1,546,828.02		3,250,455.30	137,916.00	1,506,535.28	1,010,937.99		2,855,389.27		261,882.36		595,066.03		
Property, Plant and Equipment	1060000000	532,819.07		532,819.07	532,819.07					532,819.07		185,507.20	145,000.00		310,507.20	108,000.00	57,507.20	145,000.00				310,507.20		222,311.87		
Machinery and Equipment	1060500000	532,819.07		532,819.07	532,819.07					532,819.07		165,507.20	145,000.00		310,507.20	108,000.00	57,507.20	145,000.00				310,507.20		222,311.87		
Office Equipment	1060502000	222,517.00		222,517.00	222,517.00					222,517.00		23,000.00	145,000.00		168,000.00		23,000.00	145,000.00				168,000.00		54,517.00		
Office Equipment	1060502000	222,517.00		222,517.00	222,517.00					222,517.00		23,000.00	145,000.00		168,000.00		23,000.00	145,000.00				168,000.00		54,517.00		
Information and Communication Technology Equipment	1060503000	310,302.07		310,302.07	310,302.07					310,302.07		142,507.20			142,507.20	108,000.00	34,507.20					142,507.20		167,794.87		
Information and Communication Technology Equipment	1060503000	310,302.07		310,302.07	310,302.07					310,302.07		142,507.20			142,507.20	108,000.00	34,507.20					142,507.20		167,794.87		
Maintenance and Other Operating Expenses	5020000000	4,235,843.46	(1,256,324.87)	2,979,518.59	4,235,843.46		(1,256,324.87)			2,979,518.59	41,337.00	1,496,783.08	1,401,828.02		2,939,948.10	29,916.00	1,449,028.08	865,937.99				2,344,882.07		39,570.49		595,066.03
Other Maintenance and Operating Expenses	5029900000	4,235,843.46	(1,256,324.87)	2,979,518.59	4,235,843.46		(1,256,324.87)			2,979,518.59	41,337.00	1,496,783.08	1,401,828.02		2,939,948.10	29,916.00	1,449,028.08	865,937.99				2,344,882.07		39,570.49		595,066.03
Other Maintenance and Operating Expenses	5029999000	4,235,843.46	(1,256,324.87)	2,979,518.59	4,235,843.46		(1,256,324.87)			2,979,518.59	41,337.00	1,496,783.08	1,401,828.02		2,939,948.10	29,916.00	1,449,028.08	865,937.99				2,344,882.07		39,570.49		595,066.03
Other Maintenance and Operating Expenses	5029999099	4,235,843.46	(1,256,324.87)	2,979,518.59	4,235,843.46		(1,256,324.87)			2,979,518.59	41,337.00	1,496,783.08	1,401,828.02		2,939,948.10	29,916.00	1,449,028.08	865,937.99				2,344,882.07		39,570.49		595,066.03
GRAND TOTAL		4,768,662.53	(1,256,324.87)	3,512,337.66	4,768,662.53		(1,256,324.87)			3,512,337.66	41,337.00	1,662,290.28	1,546,828.02		3,250,455.30	137,916.00	1,506,535.28	1,010,937.99		2,855,389.27		261,882.36		595,066.03		

Certified Correct:  
  
MILDRED V. MORALES  
Acting Budget Officer  
Date: October 30, 2017

Certified Correct:  
  
SITTIE AYESHAN RABIA LITAGO  
Accountant III  
Date: October 30, 2017

Recommended By:  
  
ATTY. WELMA T. SICA  
Director II, MSS  
Date: October 30, 2017

Approved By:  
  
MARIA GRISIELDA R. SY  
Executive Director IV  
Date: October 30, 2017