

SUMMARY OF APPROPRIATIONS, ALLOTMENTS, OBLIGATIONS, DISBURSEMENTS AND BALANCES BY OBJECT OF EXPENDITURES
As of December 31, 2016

Department : Department of Labor and Employment
Agency/Operating Unit : National Wages and Productivity Commission
Operating Unit : Central Office
Organization Code (UACS) : 16 006 01 00000
Funding Source Code (as clustered): General Fund

X Current Year Appropriations
Supplemental Appropriations
Continuing Appropriations

Table with columns: P/P/A and Account Title, UACS Code, Appropriations (Authorized, Adjusted), Allotments (Received, Adjusted), Current Year Obligations (1st-4th Quarter, Total), Current Year Disbursements (1st-4th Quarter, Total), Balances (Unreleased, Unobligated, Unpaid Obligations). Rows include categories like Personnel Services, Maintenance and Other Operating Expenses, and General Services.







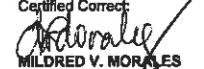
SUMMARY OF APPROPRIATIONS, ALLOTMENTS, OBLIGATIONS, DISBURSEMENTS AND BALANCES BY OBJECT OF EXPENDITURES  
As of December 31, 2016


Department : Department of Labor and Employment  
Agency/Operating Unit : Regional Tripartite Wages and Productivity Boards  
Operating Unit : CONSOLIDATED  
Organization Code (UACS) : 16 006 01 00000  
Funding Source Code (as clustered): General Fund


X Current Year appropriations  
Supplemental Appropriations  
Continuing Appropriations

Table with columns for UACS Code, P/P/A and Account Title, Appropriations, Allotments, Current Year Obligations (1st-4th Quarter, Total), Current Year Disbursements (1st-4th Quarter, Total), and Balances (Unreleased, Unobligated, Unpaid Obligations). Rows include SUMMARY, A AGENCY SPECIFIC BUDGET, Personnel Services, Maintenance and Other Operating Expenses, and Repairs and Maintenance.

Repair & Maintenance - Leasehold	0213080	-	-	-	-	-	-	-	-	123,749.44	22,148.00	54,904.90	200,802.34	-	123,749.44	22,148.00	54,904.90	200,802.34	-	(200,802.34)	-		
Taxes, Insurance Premiums & Other	0215000	742,000.00	-	742,000.00	742,000.00	-	-	-	-	742,000.00	128,215.15	108,942.52	100,871.13	124,798.56	462,827.36	128,215.15	108,942.52	100,871.13	124,798.56	462,827.36	-	278,172.64	(8.00)
Taxes, Duties & Licenses	0215010	94,000.00	-	94,000.00	94,000.00	-	-	-	-	94,000.00	19,126.31	12,443.31	10,766.08	10,726.33	53,062.03	19,126.31	12,443.31	10,766.08	10,726.33	53,062.03	-	40,837.97	(8.00)
Fidelity Bond Premium	0215020	238,000.00	-	238,000.00	238,000.00	-	-	-	-	238,000.00	54,356.00	12,221.25	49,555.75	88,237.03	184,370.03	54,356.00	12,221.25	49,555.75	88,237.03	184,370.03	-	53,629.97	-
Insurance Expense	0215030	410,000.00	-	410,000.00	410,000.00	-	-	-	-	410,000.00	54,732.84	84,277.96	40,549.30	45,835.20	225,395.30	54,732.84	84,277.96	40,549.30	45,835.20	225,395.30	-	184,604.70	-
Other Maintenance and Operating Expenses	0299000	31,500,000.00	-	31,500,000.00	31,500,000.00	-	-	-	-	31,500,000.00	7,310,288.99	6,059,427.91	7,835,700.78	7,992,089.53	28,997,507.21	7,255,510.99	6,072,805.91	7,565,800.78	7,995,393.17	28,889,510.85	-	2,502,492.79	107,898.36
Advertising Expenses	0299010	2,316,000.00	-	2,316,000.00	2,316,000.00	-	-	-	-	2,316,000.00	303,919.69	311,893.40	587,855.88	295,290.40	1,498,959.37	294,511.69	321,301.40	484,555.88	292,806.40	1,393,175.37	-	817,040.63	105,784.00
Printing and Publication Expense	0299020	1,245,000.00	-	1,245,000.00	1,245,000.00	-	-	-	-	1,245,000.00	104,095.20	310,859.20	166,365.14	85,446.43	666,865.97	71,295.20	302,359.20	207,765.14	85,446.43	666,865.97	-	576,134.03	-
Representation Expenses	0299030	11,515,000.00	-	11,515,000.00	11,515,000.00	-	-	-	-	11,515,000.00	2,120,977.35	1,937,941.22	1,990,660.36	4,458,599.58	10,508,178.51	2,120,977.35	1,937,941.22	1,982,660.36	4,465,858.32	10,507,437.25	-	1,006,821.49	741.26
Transportation and Delivery Expense	0299040	269,000.00	-	269,000.00	269,000.00	-	-	-	-	269,000.00	18,061.00	5,277.73	15,410.78	47,883.90	86,633.41	18,061.00	5,277.73	15,410.78	47,883.90	86,633.41	-	182,366.59	-
Rents - Building and Structures	0299050	14,711,000.00	-	14,711,000.00	14,711,000.00	-	-	-	-	14,711,000.00	4,426,521.19	3,050,374.68	4,463,694.96	2,474,268.85	14,416,879.68	4,426,521.19	3,050,374.68	4,463,694.96	2,474,268.85	14,416,879.68	-	294,120.32	8.80
Membership Dues and Contributions to	0299060	-	-	-	-	-	-	-	-	-	-	-	-	-	-	-	-	-	-	-	-	-	-
Other Subscription Expenses	0299070	407,000.00	-	407,000.00	407,000.00	-	-	-	-	407,000.00	29,038.00	40,520.00	32,854.00	42,112.37	144,324.37	29,038.00	40,520.00	32,854.00	42,112.37	144,324.37	-	262,675.63	-
Donations	0299080	-	-	-	-	-	-	-	-	-	-	-	-	-	-	-	-	-	-	-	-	-	-
Other Maintenance and Operating	0299990	1,037,000.00	-	1,037,000.00	1,037,000.00	-	-	-	-	1,037,000.00	305,676.56	402,461.68	379,059.66	588,468.00	1,675,665.90	293,106.56	415,031.68	379,059.66	588,468.00	1,674,194.80	-	(638,665.90)	1,471.10
Total Maintenance and Other Operating Expenses		89,374,000.00	-	89,374,000.00	89,374,000.00	-	-	-	-	89,374,000.00	15,298,067.51	13,823,899.71	16,137,854.63	15,696,827.75	60,956,649.60	14,182,703.85	14,235,007.60	15,508,837.59	15,850,631.24	59,577,180.28	-	7,717,350.40	1,379,489.32
<b>Capital Outlay</b>																							
Property, Plant and Equipment Outlay	50604000	-	-	-	-	-	-	-	-	-	-	-	-	-	-	-	-	-	-	-	-	-	-
Building	50604040	-	-	-	-	-	-	-	-	-	-	-	-	-	-	-	-	-	-	-	-	-	-
Office Equipment	50604050	-	-	-	-	-	-	-	-	-	-	-	-	-	-	-	-	-	-	-	-	-	-
Information and Communication Technology	50604050	2,480,000.00	-	2,480,000.00	2,480,000.00	-	-	-	-	2,480,000.00	-	715,991.80	1,077,071.33	432,635.00	2,225,697.93	-	99,875.00	1,244,639.00	707,600.93	2,052,114.93	-	254,302.07	173,863.00
Communication Equipment	50604050	-	-	-	-	-	-	-	-	-	-	-	-	-	-	-	-	-	-	-	-	-	-
Motor Vehicles	50604060	2,600,000.00	-	2,600,000.00	2,600,000.00	-	-	-	-	2,600,000.00	-	932,650.00	1,386,000.00	78,833.00	2,377,483.00	-	932,650.00	1,366,000.00	-	2,298,650.00	-	-	78,833.00
Furniture and Fixtures	50604070	-	-	-	-	-	-	-	-	-	-	-	-	-	-	-	-	-	-	-	-	-	-
Books	50604070	-	-	-	-	-	-	-	-	-	-	-	-	-	-	-	-	-	-	-	-	-	-
Other Property, Plant and Equipment	50604080	-	-	-	-	-	-	-	-	-	-	-	-	-	-	-	-	-	-	-	-	-	-
Computer Software (ISSP)	50606020	616,000.00	-	616,000.00	616,000.00	-	-	-	-	616,000.00	-	560,000.00	-	-	560,000.00	-	560,000.00	-	-	560,000.00	-	56,000.00	-
Total Capital Outlay		5,696,000.00	-	5,696,000.00	5,696,000.00	-	-	-	-	5,696,000.00	-	2,208,641.80	2,443,071.33	511,468.00	5,163,180.93	-	1,692,525.00	2,610,639.00	707,600.93	4,910,764.83	-	532,819.07	252,416.00
Total Current Appropriation		177,870,000.00	-	177,870,000.00	177,870,000.00	-	-	-	-	177,870,000.00	38,045,014.83	38,131,498.68	42,225,050.06	46,781,538.24	165,183,101.81	36,058,672.53	38,791,468.81	41,689,405.57	46,899,557.79	163,439,104.50	-	12,622,537.19	1,743,987.31
<b>B AUTOMATIC APPROPRIATIONS</b>																							
Retirement and Life Insurance Premium		7,909,000.00	795,000.00	8,704,000.00	8,704,000.00	-	-	-	-	8,704,000.00	1,958,276.05	2,112,837.29	2,065,229.08	2,083,523.22	8,219,865.64	1,958,276.05	2,112,837.29	2,065,229.08	2,083,523.22	8,219,865.64	-	6,745,723.95	-
<b>C SPECIAL PURPOSE FUND</b>																							
Salaries and Wages - Regular	50101010	7,204,000.00	7,204,000.00	7,204,000.00	7,204,000.00	-	-	-	-	7,204,000.00	-	2,577,491.88	471.18	719,943.56	3,297,906.63	-	2,577,491.88	251,472.00	488,942.75	3,287,906.63	-	-	-
Mid-Year Bonus		6,013,989.00	6,013,989.00	6,013,989.00	6,013,989.00	-	-	-	-	6,013,989.00	-	5,351,438.00	168,623.00	-	5,520,061.00	-	5,351,438.00	167,983.00	640.00	5,520,061.00	-	-	-
Performance Based Bonus		1,918,500.00	1,918,500.00	1,918,500.00	1,918,500.00	-	-	-	-	1,918,500.00	-	-	1,918,500.00	-	1,918,500.00	-	-	1,918,500.00	-	1,918,500.00	-	-	-
Terminal Leave Benefits	50104030	4,219,662.00	4,219,662.00	4,219,662.00	4,219,662.00	-	-	-	-	4,219,662.00	-	381,171.52	1,212,941.44	2,620,879.62	4,214,992.58	-	381,171.52	1,212,941.44	2,620,879.62	4,214,992.58	-	-	-
Other Personnel Benefits	50104990	930,706.00	930,706.00	930,706.00	930,706.00	-	-	-	-	930,706.00	-	673,041.85	258,543.46	-	931,585.31	-	673,041.85	258,543.46	-	931,585.31	-	-	-
<b>C Continuing Appropriation</b>																							
Other Maintenance and Operating Expenses	0299990	-	-	-	-	-	-	-	-	-	-	-	-	-	-	-	-	-	-	-	-	-	-
ICT Equipment (ISSP)	50604050	-	-	-	-	-	-	-	-	-	-	-	-	-	-	-	-	-	-	-	-	-	-
<b>D. Locally Funded Projects (ISSP)</b>																							
ICT Consultancy Services	5E+09	480,000.00	-	480,000.00	480,000.00	-	-	-	-	480,000.00	-	-	460,000.00	460,000.00	-	-	-	-	-	20,000.00	-	-	480,000.00
<b>GRAND TOTAL</b>		186,259,000.00	795,000.00	207,340,857.00	207,340,857.00	-	-	-	-	207,340,857.00	40,003,290.88	49,227,479.22	47,849,358.23	52,865,884.64	189,746,012.97	38,016,948.58	49,887,449.15	47,564,074.55	52,873,543.38	187,542,015.66	-	18,388,261.14	2,203,997.31

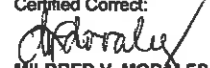
Certified Correct:  
  
 MILDRED V. MORALES  
 Acting Budget Officer  
 Date: January 10, 2017


Certified Correct:  
  
 SITTIE AYESH  
 Accountant III  
 Date: January 10, 2017


Approved by:  
  
 PATRICIA P. HORNILLA  
 OIC-Executive Director  
 Date: January 10, 2017



Auditing Services	0211020 00																			
Consultancy Services	0211030 00																			
Other Professional Services	0211990 00																			
<b>General services</b>	<b>50212000 0</b>																			
Janitorial Services	0212020 00																			
Security Services	0212030 00																			
Other General services	0212030 0																			
<b>Repairs and Maintenance</b>	<b>50213000 0</b>																			
Repair & Maintenance - Office Building	0213040 01																			
Repair & Maintenance - Office Equipment	0213050 02																			
Repair & Maintenance - ICT Equipment	0213050 03																			
Repair & Maintenance - Communication	0213050 07																			
Repair & Maintenance - Other Machinery	0213050 99																			
Repair & Maintenance - Motor Vehicles	0213060 01																			
Repair & Maintenance - Furniture & Fixtures	0213070 00																			
Repair & Maintenance - Leasehold Improvements	0213080 00																			
<b>Taxes, Insurance Premiums &amp; Other</b>	<b>0215000 0</b>																			
Taxes, Duties & Licenses	0215010 01																			
Fidelity Bond Premium	0215020 00																			
Insurance Expense	0215030 00																			
<b>Other Maintenance and Operating Expenses</b>	<b>0299000 0</b>																			
Advertising Expenses	0299010 00																			
Printing & Binding Expenses	0299020 00																			
Representation Expenses	0299030 00																			
Transportation and Delivery Expenses	0299040 00																			
Rents - Building and Structures	0299050 01																			
Membership Dues and Contributions to Organizations	0299060 00																			
Other Subscription Expenses	0299070 00																			
Donations	0299080 00																			
Other Maintenance and Operating Expenses	0299990 99																			
<b>Total Maintenance and Other Operating Expenses</b>																				
<b>Capital Outlay</b>																				
<b>Property, Plant and Equipment Outlay</b>	<b>50604000 00</b>																			
Building	50604040 01																			
Office Equipment	50604050 02																			
Information and Communication Technology Equipment	50604050 03																			
Communication Equipment	50604050 07																			
Motor Vehicles	50604060 01																			
Furniture and Fixtures	50604070 01																			
Books	50604070 02																			
Other Property, Plant and Equipment	50604090 99																			
Computer Software (ISSP)	50606020 00																			
<b>Total Capital Outlay</b>																				
<b>Total Current Appropriation</b>																				
<b>B AUTOMATIC APPROPRIATIONS</b>																				
Retirement and Life Insurance Premium																				
<b>C Continuing Appropriation</b>		<b>3,028,507.37</b>	<b>3,028,507.37</b>	<b>3,028,507.37</b>		<b>3,028,507.37</b>	<b>180,580.00</b>	<b>945,950.40</b>	<b>729,707.81</b>	<b>95,790.36</b>	<b>1,952,028.57</b>	<b>71,740.00</b>	<b>964,935.40</b>	<b>594,842.72</b>	<b>41,490.36</b>	<b>1,673,008.48</b>	<b>1,076,478.80</b>		<b>279,020.09</b>	
Other Maintenance and Operating Expenses	50299990 99	2,786,009.37	2,786,009.37	2,786,009.37		2,786,009.37	-	938,450.40	729,707.81	41,490.36	1,709,648.57	950.00	847,645.40	594,842.72	41,490.36	1,484,928.48	1,076,360.80		224,720.09	
ICT Equipment (ISSP)	50604050 03	216,198.00	216,198.00	216,198.00		216,198.00	180,580.00	7,500.00	-	28,000.00	216,080.00	70,780.00	117,290.00			188,080.00	118.00		28,000.00	
Office Equipment		26,300.00	26,300.00	26,300.00		26,300.00				26,300.00	26,300.00									
<b>D. Locally Funded Projects (ISSP)</b>																				
ICT Consultancy Services	5E+09																			
<b>GRAND TOTAL</b>		<b>3,028,507.37</b>	<b>3,028,507.37</b>	<b>3,028,507.37</b>		<b>3,028,507.37</b>	<b>180,580.00</b>	<b>945,950.40</b>	<b>729,707.81</b>	<b>95,790.36</b>	<b>1,952,028.57</b>	<b>71,740.00</b>	<b>964,935.40</b>	<b>594,842.72</b>	<b>41,490.36</b>	<b>1,673,008.48</b>	<b>1,076,478.80</b>		<b>279,020.09</b>	

Certified Correct:  
  
MILDRED V. MORALES  
Acting Budget Officer  
Date: January 10, 2017

Certified Correct:  
  
SITTIE AYESHAN RABIA L. TAGO  
Accountant III  
Date: January 10, 2017

Approved by:  
  
PATRICIA P. HORNILLA  
OIC-Executive Director  
Date: January 10, 2017