

**FINANCIAL REPORT OF OPERATIONS**  
As of February 29, 2016

Department: : Department of Labor and Employment  
Agency/Bureau/Office : National Wages and Productivity Commission  
Fund Title :

Department Code : 12  
Agency/Bureau/Office : B0894  
Fund Title : 101

| F/P/P Code                      | PARTICULARS  | ALLOTMENTS RECEIVED                  |               |  |                | Obligations Incurred | Unobligated Allotment Balance | Remarks |
|---------------------------------|--|--------------------------------------|---------------|--|----------------|----------------------|-------------------------------|---------|
|                                 |  | Per NWPC Approved ABM (This Release) | SARO Received | Add/Less: Interfund Transfer (Regional Boards) | TOTAL          |                      |                               |         |
| (1)                             | (2)  | (3)                                  | (4)           | (5)  | (6)            | (7)                  | (8)                           | (9)     |
| <b>A. REGULAR APPROPRIATION</b> |  | <b>177,870</b>                       | <b>-</b>      | <b>-</b>                                       | <b>177,870</b> | <b>20,052</b>        | <b>157,818</b>                |         |
| <b>I.</b>                       | <b>General Administration and Support</b>          | <b>46,686</b>                        | <b>-</b>      | <b>-</b>                                       | <b>46,686</b>  | <b>3,585</b>         | <b>43,101</b>                 |         |
| <b>A.1.a</b>                    | <b>General Administration and Support Services</b> | <b>41,077</b>                        | <b>-</b>      | <b>-</b>                                       | <b>41,077</b>  | <b>3,585</b>         | <b>37,492</b>                 |         |
|                                 | 100 - Personal Services                            | 20,110                               | -             | -  | 20,110         | 2,067                | 18,043                        |         |
|                                 | 200 - Maintenance and Other Operating Expenses     | 15,271                               | -             | -  | 15,271         | 1,518                | 13,753                        |         |
|                                 | 300 - Capital Outlay                               | 5,696                                | -             | -  | 5,696          |                      | 5,696                         |         |
| <b>A.1.b</b>                    | <b>Human Resource Development</b>                  | <b>5,609</b>                         | <b>-</b>      | <b>-</b>                                       | <b>5,609</b>   | <b>-</b>             | <b>5,609</b>                  |         |
|                                 | 100 - Personal Services                            | 1,268                                | -             | -  | 1,268          |                      | 1,268                         |         |
|                                 | 200 - Maintenance and Other Operating Expenses     | 4,341                                | -             | -  | 4,341          | -                    | 4,341                         |         |
|                                 | 300 - Capital Outlay                               | -                                    | -             | -  | -              | -                    | -                             |         |
| <b>MFO 1</b>                    | <b>Technical Advisory Services</b>                 | <b>48,396</b>                        | <b>-</b>      | <b>-</b>                                       | <b>48,396</b>  | <b>6,024</b>         | <b>42,372</b>                 |         |
|                                 | 100 - Personal Services                            | 20,035                               | -             | -  | 20,035         | 3,824                | 16,211                        |         |
|                                 | 200 - Maintenance and Other Operating Expenses     | 28,361                               | -             | -  | 28,361         | 2,199                | 26,162                        |         |
|                                 | 300 - Capital Outlay                               | -                                    | -             | -  | -              | -                    | -                             |         |
| <b>MFO 2</b>                    | <b>Wages Regulation Service</b>                    | <b>82,788</b>                        | <b>-</b>      | <b>-</b>                                       | <b>82,788</b>  | <b>10,443</b>        | <b>72,345</b>                 |         |
|                                 | 100 - Personal Services                            | 61,387                               | -             | -  | 61,387         | 7,452                | 53,935                        |         |
|                                 | 200 - Maintenance and Other Operating Expenses     | 21,401                               | -             | -  | 21,401         | 2,991                | 18,410                        |         |
|                                 | 300 - Capital Outlay                               | -                                    | -             | -  | -              | -                    | -                             |         |

OFFICE OF THE DIRECTOR  
FINANCIAL AND MANAGEMENT SERVICE  
DEPARTMENT OF LABOR AND EMPLOYMENT





RECEIVED

NAME: Carla  
DATE: 2/2/14 TIME: 10:50am

| F/PIP Code                                | PARTICULARS  | ALLOTMENTS RECEIVED                  |               |  |              | Obligations Incurred | Unobligated Allotment Balance | Remarks |
|---|--|--------------------------------------|---------------|--|--------------|----------------------|-------------------------------|---------|
|   |  | Per NWPC Approved ABM (This Release) | SARO Received | Add/Less: Interfund Transfer (Regional Boards) | TOTAL        |                      |                               |         |
| (1)                                       | (2)  | (3)                                  | (4)           | (5)  | (6)          | (7)                  | (8)                           | (9)     |
| <b>B. AUTOMATIC APPROPRIATION (RLIP):</b> |  | <b>7,909</b>                         | -             | -  | <b>7,909</b> | <b>994</b>           | <b>6,915</b>                  |         |
| I.  | <b>General Administration and Support</b>          | <b>1,760</b>                         | -             | -  | <b>1,760</b> | <b>142</b>           | <b>1,618</b>                  |         |
| A.1.a                                     | <b>General Administration and Support Services</b> | <b>1,760</b>                         | -             | -  | <b>1,760</b> | <b>142</b>           | <b>1,618</b>                  |         |
|   | 100 - Personal Services                            | 1,760                                | -             | -  | 1,760        | 142                  | 1,618                         |         |
|   | 200 - Maintenance and Other Operating Expenses     | -                                    | -             | -  | -            | -                    | -                             |         |
|   | 300 - Capital Outlay                               | -                                    | -             | -  | -            | -                    | -                             |         |
| A.1.b                                     | <b>Human Resource Development</b>                  | -                                    | -             | -  | -            | -                    | -                             |         |
|   | 100 - Personal Services                            | -                                    | -             | -  | -            | -                    | -                             |         |
|   | 200 - Maintenance and Other Operating Expenses     | -                                    | -             | -  | -            | -                    | -                             |         |
|   | 300 - Capital Outlay                               | -                                    | -             | -  | -            | -                    | -                             |         |
| MFO 1                                     | <b>Technical Advisory Services</b>                 | <b>1,575</b>                         | -             | -  | <b>1,575</b> | <b>131</b>           | <b>1,444</b>                  |         |
|   | 100 - Personal Services                            | 1,575                                | -             | -  | 1,575        | 131                  | 1,444                         |         |
|   | 200 - Maintenance and Other Operating Expenses     | -                                    | -             | -  | -            | -                    | -                             |         |
|   | 300 - Capital Outlay                               | -                                    | -             | -  | -            | -                    | -                             |         |
| MFO 2                                     | <b>Wages Regulation Service</b>                    | <b>4,574</b>                         | -             | -  | <b>4,574</b> | <b>721</b>           | <b>3,853</b>                  |         |
|   | 100 - Personal Services                            | 4,574                                | -             | -  | 4,574        | 721                  | 3,853                         |         |
|   | 200 - Maintenance and Other Operating Expenses     | -                                    | -             | -  | -            | -                    | -                             |         |
|   | 300 - Capital Outlay                               | -                                    | -             | -  | -            | -                    | -                             |         |

| F/P/P Code                          | PARTICULARS  | ALLOTMENTS RECEIVED                  |               |  |              | Obligations Incurred | Unobligated Allotment Balance | Remarks |
|-------------------------------------|--|--------------------------------------|---------------|--|--------------|----------------------|-------------------------------|---------|
|                                     |  | Per NWPC Approved ABM (This Release) | SARO Received | Add/Less: Interfund Transfer (Regional Boards) | TOTAL        |                      |                               |         |
| (1)                                 | (2)  | (3)                                  | (4)           | (5)  | (6)          | (7)                  | (8)                           | (9)     |
| <b>C. CONTINUING APPROPRIATION:</b> |  | <b>3,002</b>                         | <b>-</b>      | <b>-</b>                                       | <b>3,002</b> | <b>214</b>           | <b>2,788</b>                  |         |
| <b>I.</b>                           | <b>General Administration and Support</b>          | <b>3,002</b>                         | <b>-</b>      | <b>-</b>                                       | <b>3,002</b> | <b>214</b>           | <b>2,788</b>                  |         |
| <b>A.1.a</b>                        | <b>General Administration and Support Services</b> | <b>3,002</b>                         | <b>-</b>      | <b>-</b>                                       | <b>3,002</b> | <b>214</b>           | <b>2,788</b>                  |         |
|                                     | 100 - Personal Services                            |                                      |               | -  | -            |                      | -                             |         |
|                                     | 200 - Maintenance and Other Operating Expenses     | 2,786                                |               | -  | 2,786        | 214                  | 2,572                         |         |
|                                     | 300 - Capital Outlay                               | 216                                  | -             | -  | 216          |                      | 216                           |         |
| <b>A.1.b</b>                        | <b>Human Resource Development</b>                  | <b>-</b>                             | <b>-</b>      | <b>-</b>                                       | <b>-</b>     | <b>-</b>             | <b>-</b>                      |         |
|                                     | 100 - Personal Services                            |                                      |               | -  | -            |                      | -                             |         |
|                                     | 200 - Maintenance and Other Operating Expenses     |                                      | -             | -  | -            |                      | -                             |         |
|                                     | 300 - Capital Outlay                               | -                                    | -             | -  | -            | -                    | -                             |         |
| <b>MFO 1</b>                        | <b>Technical Advisory Services</b>                 |                                      |               |  |              |                      |                               |         |
|                                     | 100 - Personal Services                            |                                      |               | -  | -            |                      | -                             |         |
|                                     | 200 - Maintenance and Other Operating Expenses     |                                      |               | -  | -            |                      | -                             |         |
|                                     | 300 - Capital Outlay                               |                                      | -             | -  | -            |                      | -                             |         |
| <b>MFO 2</b>                        | <b>Wages Regulation Service</b>                    | <b>-</b>                             | <b>-</b>      | <b>-</b>                                       | <b>-</b>     | <b>-</b>             | <b>-</b>                      |         |
|                                     | 100 - Personal Services                            |                                      |               | -  | -            |                      | -                             |         |
|                                     | 200 - Maintenance and Other Operating Expenses     |                                      |               | -  | -            |                      | -                             |         |
|                                     | 300 - Capital Outlay                               |                                      |               | -  | -            |                      | -                             |         |

| F/P/P Code                              | PARTICULARS  | ALLOTMENTS RECEIVED                  |               |  |            | Obligations Incurred | Unobligated Allotment Balance | Remarks |
|---|--|--------------------------------------|---------------|--|------------|----------------------|-------------------------------|---------|
|   |  | Per NWPC Approved ABM (This Release) | SARO Received | Add/Less: Interfund Transfer (Regional Boards) | TOTAL      |                      |                               |         |
| (1)                                     | (2)  | (3)                                  | (4)           | (5)  | (6)        | (7)                  | (8)                           | (9)     |
| <b>D. LOCALLY FUNDED PROJECT - ISSP</b> |  | <b>480</b>                           | -             | -  | <b>480</b> | -                    | <b>480</b>                    |         |
| <b>I.</b>                               | <b>General Administration and Support</b>          | <b>480</b>                           | -             | -  | <b>480</b> | -                    | <b>480</b>                    |         |
| <b>A.1.a</b>                            | <b>General Administration and Support Services</b> | <b>480</b>                           | -             | -  | <b>480</b> | -                    | <b>480</b>                    |         |
|   | 100 - Personal Services                            |                                      |               | -  | -          |                      | -                             |         |
|   | 200 - Maintenance and Other Operating Expenses     | 480                                  |               | -  | 480        |                      | 480                           |         |
|   | 300 - Capital Outlay                               |                                      | -             | -  | -          |                      | -                             |         |
| <b>A.1.b</b>                            | <b>Human Resource Development</b>                  | -                                    | -             | -  | -          | -                    | -                             |         |
|   | 100 - Personal Services                            |                                      |               | -  | -          |                      | -                             |         |
|   | 200 - Maintenance and Other Operating Expenses     |                                      | -             | -  | -          |                      | -                             |         |
|   | 300 - Capital Outlay                               | -                                    | -             | -  | -          |                      | -                             |         |
| <b>MFO 1</b>                            | <b>Technical Advisory Services</b>                 |                                      |               |  |            |                      |                               |         |
|   | 100 - Personal Services                            |                                      |               | -  | -          |                      | -                             |         |
|   | 200 - Maintenance and Other Operating Expenses     |                                      |               | -  | -          |                      | -                             |         |
|   | 300 - Capital Outlay                               |                                      | -             | -  | -          |                      | -                             |         |
| <b>MFO 2</b>                            | <b>Wages Regulation Service</b>                    | -                                    | -             | -  | -          | -                    | -                             |         |
|   | 100 - Personal Services                            |                                      |               | -  | -          |                      | -                             |         |
|   | 200 - Maintenance and Other Operating Expenses     |                                      | -             | -  | -          |                      | -                             |         |
|   | 300 - Capital Outlay                               |                                      | -             | -  | -          |                      | -                             |         |

| F/P/P<br>Code<br><br>(1)  | PARTICULARS<br><br>(2)                         | ALLOTMENTS RECEIVED   |                             |  |   | Obligations<br>Incurred<br><br>(7) | Unobligated<br>Allotment<br>Balance<br><br>(8) | Remarks<br><br>(9) |
|---|--|---|-----------------------------|--|---|------------------------------------|--|--------------------|
|   |  | Per NWPC<br>Approved<br>ABM<br>(This Release)<br><br>(3)  | SARO<br>Received<br><br>(4) | Add/Less:<br>Interfund<br>Transfer<br>(Regional Boards)<br><br>(5) | TOTAL<br><br>(6)  |                                    |  |                    |
|   | <b>SUMMARY:</b>                                |   |                             |  |   |                                    |  |                    |
|   | <b>1. TOTAL CURRENT YEAR APPROPRIATION</b>     | <b>185,779</b>  | -                           | -  | <b>185,779</b>  | <b>21,046</b>                      | <b>164,733</b>                                 |                    |
|   | Regular Appropriation,                         | 177,870   | -                           | -  | 177,870   | 20,052                             | 157,818  |                    |
|   | 100 - Personal Services                        | 102,800   | -                           | -  | 102,800   | 13,343                             | 89,457   |                    |
|   | 200 - Maintenance and Other Operating Expenses | 69,374  | -                           | -  | 69,374  | 6,708                              | 62,666   |                    |
|   | 300 - Capital Outlay                           | 5,696   | -                           | -  | 5,696   | -                                  | 5,696  |                    |
|   | Automatic Appropriation                        | 7,909   | -                           | -  | 7,909   | 994                                | 6,915  |                    |
|   | <b>2. CONTINUING APPROPRIATION</b>             | <b>3,002</b>  | -                           | -  | <b>3,002</b>  | <b>214</b>                         | <b>2,788</b>                                   |                    |
|   | 200 - Maintenance and Other Operating Expenses | 2,786   | -                           | -  | 2,786   | 214                                | 2,572  |                    |
|   | 300 - Capital Outlay                           | 216   | -                           | -  | 216   | -                                  | 216  |                    |
|   | <b>3. LOCALLY FUNDED PROJECT - ISSP</b>        | <b>480</b>  | -                           | -  | <b>480</b>  | -                                  | <b>480</b>                                     |                    |
|   | 200 - Maintenance and Other Operating Expenses | 480   | -                           | -  | 480   | -                                  | 480  |                    |
|   | 300 - Capital Outlay                           | -   | -                           | -  | -   | -                                  | -  |                    |
|   | <b>GRAND TOTAL</b>                             | <b>189,261</b>  | -                           | -  | <b>189,261</b>  | <b>21,260</b>                      | <b>168,001</b>                                 |                    |
|   |  |   |                             |  |   |                                    |  |                    |
| Prepared by:  |  | Noted by:   |                             |  | Submitted by:   |                                    | Date:  |                    |
| <br>EDITHA M. SAUS<br>Chief, FMD |  | <br>JEANETTE T. DAMO<br>Deputy Executive Director  |                             |  | <br>ALEX V. AVILA<br>Officer in Charge |                                    | March 1, 2016                                  |                    |