



FINANCIAL REPORT OF OPERATIONS
As of December 31, 2016

Department: : Department of Labor and Employment
 Agency/Bureau/Office : National Wages and Productivity Commission
 Fund Title :

Department Code : 12
 Agency/Bureau/Office : B0894
 Fund Title : 101




F/P/P Code	PARTICULARS	ALLOTMENTS RECEIVED				Obligations Incurred	Unobligated Allotment Balance	Remarks
		Per NWPC Approved ABM (This Release)	SARO Received	Add/Less: Interfund Transfer (Regional Boards)	TOTAL			
(1)	(2)	(3)	(4)	(5)	(6)	(7)	(8)	(9)
A. REGULAR APPROPRIATION		177,870	-	-	177,870	165,163	12,708	
I.	General Administration and Support	46,686	-	-	46,686	39,308	7,379	
A.1.a	General Administration and Support Services	41,077	-	-	41,077	36,183	4,895	
	100 - Personal Services	20,110	-	-	20,110	18,574	1,536	
	200 - Maintenance and Other Operating Expenses	15,271	-	-	15,271	12,445	2,826	
	300 - Capital Outlay	5,696	-	-	5,696	5,163	533	
A.1.b	Human Resource Development	5,609	-	-	5,609	3,125	2,484	
	100 - Personal Services	1,268	-	-	1,268	491	777	
	200 - Maintenance and Other Operating Expenses	4,341	-	-	4,341	2,634	1,707	
	300 - Capital Outlay	-	-	-	-	-	-	
MFO 1	Technical Advisory Services	48,396	-	-	48,396	42,686	5,710	
	100 - Personal Services	20,035	-	-	20,035	19,030	1,005	
	200 - Maintenance and Other Operating Expenses	28,361	-	-	28,361	23,656	4,705	
	300 - Capital Outlay	-	-	-	-	-	-	
MFO 2	Wages Regulation Service	82,788	-	-	82,788	83,169	(381)	
	100 - Personal Services	61,387	-	-	61,387	60,948	439	
	200 - Maintenance and Other Operating Expenses	21,401	-	-	21,401	22,222	(821)	
	300 - Capital Outlay	-	-	-	-	-	-	

F/PIP Code	PARTICULARS	ALLOTMENTS RECEIVED				Obligations Incurred	Unobligated Allotment Balance	Remarks
		Per NWPC Approved ABM (This Release)	SARO Received	Add/Less: Interfund Transfer (Regional Boards)	TOTAL			
(1)	(2)	(3)	(4)	(5)	(6)	(7)	(8)	(9)
B. AUTOMATIC APPROPRIATION (RLIP):		7,909	795	-	8,704	8,220	484	
I.	General Administration and Support	1,760	367	-	2,127	2,022	105	
A.1.a	General Administration and Support Services	1,760	367	-	2,127	2,022	105	
	100 - Personal Services	1,760	367	-	2,127	2,022	105	
	200 - Maintenance and Other Operating Expenses			-	-		-	
	300 - Capital Outlay			-	-		-	
A.1.b	Human Resource Development	-	-	-	-	-	-	
	100 - Personal Services			-	-		-	
	200 - Maintenance and Other Operating Expenses			-	-		-	
	300 - Capital Outlay			-	-		-	
MFO 1	Technical Advisory Services	1,575	-	-	1,575	1,546	29	
	100 - Personal Services	1,575		-	1,575	1,546	29	
	200 - Maintenance and Other Operating Expenses			-	-		-	
	300 - Capital Outlay			-	-		-	
MFO 2	Wages Regulation Service	4,574	428	-	5,002	4,651	350	
	100 - Personal Services	4,574	428	-	5,002	4,651	350	
	200 - Maintenance and Other Operating Expenses			-	-		-	
	300 - Capital Outlay			-	-		-	

F/P/P Code	PARTICULARS	ALLOTMENTS RECEIVED				Obligations Incurred	Unobligated Allotment Balance	Remarks
		Per NWPC Approved ABM (This Release)	SARO Received	Add/Less: Interfund Transfer (Regional Boards)	TOTAL			
(1)	(2)	(3)	(4)	(5)	(6)	(7)	(8)	(9)
C. LOCALLY FUNDED PROJECT - ISSP		480	-	-	480	460	20	
I.	General Administration and Support	480	-	-	480	460	20	
A.1.a	General Administration and Support Services	480	-	-	480	460	20	
	100 - Personal Services			-	-	-	-	
	200 - Maintenance and Other Operating Expenses	480		-	480	460	20	
	300 - Capital Outlay			-	-	-	-	
A.1.b	Human Resource Development	-	-	-	-	-	-	
	100 - Personal Services			-	-	-	-	
	200 - Maintenance and Other Operating Expenses			-	-	-	-	
	300 - Capital Outlay			-	-	-	-	
MFO 1	Technical Advisory Services							
	100 - Personal Services			-	-	-	-	
	200 - Maintenance and Other Operating Expenses			-	-	-	-	
	300 - Capital Outlay			-	-	-	-	
MFO 2	Wages Regulation Service	-	-	-	-	-	-	
	100 - Personal Services			-	-	-	-	
	200 - Maintenance and Other Operating Expenses			-	-	-	-	
	300 - Capital Outlay			-	-	-	-	

F/P/P Code	PARTICULARS	A L L O T M E N T S R E C E I V E D				Obligations Incurred	Unobligated Allotment Balance	Remarks
		Per NWPC Approved ABM (This Release)	SARO Received	Add/Less: Interfund Transfer (Regional Boards)	TOTAL			
(1)	(2)	(3)	(4)	(5)	(6)	(7)	(8)	(9)
D.	SPECIAL PURPOSE FUND	-	20,287	-	20,287	15,883	4,404	
I.	General Administration and Support	-	8,062	-	8,062	15,883	991	
A.1.a	General Administration and Support Services	-	8,062	-	8,062	7,071	991	
	100 - Personal Services	-	8,062	-	8,062	7,071	991	
	200 - Maintenance and Other Operating Expenses	-	-	-	-	-	-	
	300 - Capital Outlay	-	-	-	-	-	-	
A.1.b	Human Resource Development	-	-	-	-	-	-	
	100 - Personal Services	-	-	-	-	-	-	
	200 - Maintenance and Other Operating Expenses	-	-	-	-	-	-	
	300 - Capital Outlay	-	-	-	-	-	-	
MFO 1	Technical Advisory Services	-	-	-	-	-	-	
	100 - Personal Services	-	-	-	-	-	-	
	200 - Maintenance and Other Operating Expenses	-	-	-	-	-	-	
	300 - Capital Outlay	-	-	-	-	-	-	
MFO 2	Wages Regulation Service	-	12,225	-	12,225	8,813	3,412	
	100 - Personal Services	-	12,225	-	12,225	8,813	3,412	
	200 - Maintenance and Other Operating Expenses	-	-	-	-	-	-	
	300 - Capital Outlay	-	-	-	-	-	-	

F/P/P Code (1)	PARTICULARS (2)	ALLOTMENTS RECEIVED				Obligations Incurred (7)	Unobligated Allotment Balance (8)	Remarks (9)
		Per NWPC Approved ABM (This Release) (3)	SARO Received (4)	Add/Less: Interfund Transfer (Regional Boards) (5)	TOTAL (6)			
E. CONTINUING APPROPRIATION		3,029	-	-	3,029	1,952	1,076	
I.	General Administration and Support	3,029	-	-	3,029	1,952	1,076	
A.1.a	General Administration and Support Services	3,029	-	-	3,029	1,952	1,076	
	100 - Personal Services			-	-		-	
	200 - Maintenance and Other Operating Expenses	2,786		-	2,786	1,710	1,076	
	300 - Capital Outlay	242	-	-	242	242	0	
A.1.b	Human Resource Development	-	-	-	-	-	-	
	100 - Personal Services						-	
	200 - Maintenance and Other Operating Expenses		-	-	-	-	-	
	300 - Capital Outlay		-	-	-	-	-	
MFO 1	Technical Advisory Services							
	100 - Personal Services			-	-		-	
	200 - Maintenance and Other Operating Expenses			-	-	-	-	
	300 - Capital Outlay		-	-	-		-	
MFO 2	Wages Regulation Service	-	-	-	-	-	-	
	100 - Personal Services			-	-		-	
	200 - Maintenance and Other Operating Expenses			-	-		-	
	300 - Capital Outlay			-	-		-	

F/P/P Code	PARTICULARS	ALLOTMENTS RECEIVED				Obligations Incurred	Unobligated Allotment Balance	Remarks
		Per NWPC Approved ABM (This Release)	SARO Received	Add/Less: Interfund Transfer (Regional Boards)	TOTAL			
(1)	(2)	(3)	(4)	(5)	(6)	(7)	(8)	(9)
	SUMMARY:							
	A. TOTAL CURRENT YEAR APPROPRIATION	185,779	795	-	186,574	173,382	13,192	
	Regular Appropriation,	177,870	-	-	177,870	165,162	12,708	
	100 - Personal Services	102,800	-	-	102,800	99,043	3,757	
	200 - Maintenance and Other Operating Expenses	69,374	-	-	69,374	60,957	8,417	
	300 - Capital Outlay	5,696	-	-	5,696	5,163	533	
	B. AUTOMATIC APPROPRIATION	7,909	795	-	8,704	8,220	484	
	C. LOCALLY FUNDED PROJECT - ISSP	480	-	-	480	460	20	
	200 - Maintenance and Other Operating Expenses	480	-	-	480	460	20	
	300 - Capital Outlay	-	-	-	-	-	-	
	D. SPECIAL PURPOSE FUND	-	20,287	-	20,287	15,883	4,404	
	100 - Personal Services	-	20,287	-	20,287	15,883	4,404	
	200 - Maintenance and Other Operating Expenses	-	-	-	-	-	-	
	300 - Capital Outlay	-	-	-	-	-	-	
	E. CONTINUING APPROPRIATION	3,029	-	-	3,029	1,952	1,076	
	200 - Maintenance and Other Operating Expenses	2,786	-	-	2,786	1,710	1,076	
	300 - Capital Outlay	242	-	-	242	242	0	
	GRAND TOTAL	189,288	21,082	-	210,369	191,677	18,692	
Prepared by:	 EDITHA M. SAUS Chief, FMD	Noted by:	 JEANETTE T. DAMO Deputy Executive Director	Submitted by:	 PATRICIA P. HORNILLA Officer in Charge	Date:	January 4, 2016	