

File Copy

Department of Labor and Employment
 NATIONAL WAGES AND PRODUCTIVITY COMMISSION
 CONSOLIDATED STATEMENT OF ALLOTMENT, OBLIGATIONS AND BALANCES
 As of May 30, 2013


OFFICE OF THE DIRECTOR
 FINANCIAL AND MANAGEMENT SERVICE
 DEPARTMENT OF LABOR AND EMPLOYMENT

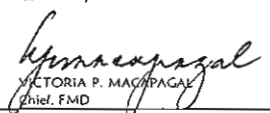
RECEIVED


tn 06/02/2013
 01:25 PM

P/P/A	Acct. Code	FY 2013 Authorized Appropriation (1)	WITHHELD (2)	TOTAL NOT NEEDING CLEARANCE (3)=[1-2]	RELEASES OF ALL OTMENT					Net Balance (9)=[4+5+6+7+8]	Obligations Incurred (10)	Interfund Transfer to RBs (11)	Balance (12)=(7-8-9)	Remarks (12)
					PER APPROVED ABM (THIS RELEASE PORTION) (4)	SARO # BMB-B 13-0001601 (5)	SARO # BMB-B 13-0001875 (6)	SARO #s BMB-B (7)	SARO #s BMB-B (8)					
A. REGULAR APPROPRIATION		103,313,000.00	-	103,313,000.00	103,313,000.00	15,786,825.00	156,953.00	-	-	119,256,778.00	56,491,574.85	-	62,765,203.15	
Salaries of Permanent Positions	701	63,178,000.00	-	63,178,000.00	63,178,000.00	-	-	-	-	63,178,000.00	25,632,184.57	-	37,545,815.43	
Salaries of Permanent Positions	701	-	-	-	-	-	-	-	-	-	-	-	-	
Salaries and Wages of Non Permanent Pos.	705	2,556,000.00	-	2,556,000.00	2,556,000.00	-	-	-	-	2,556,000.00	847,998.85	-	1,708,001.15	
Total Salaries & Wages		65,734,000.00	-	65,734,000.00	65,734,000.00	-	-	-	-	65,734,000.00	26,480,183.42	-	39,253,816.58	
Other Compensations		36,458,000.00	-	36,458,000.00	36,458,000.00	-	-	-	-	36,458,000.00	12,215,897.80	-	24,242,102.20	
Personal Economic & Relief Allow. (PERA)	711	3,984,000.00	-	3,984,000.00	3,984,000.00	-	-	-	-	3,984,000.00	1,581,064.36	-	2,402,935.64	
Additional Compensation (ADCOM)	712	-	-	-	-	-	-	-	-	-	-	-	-	
Representation Allowance (RA)	713	1,552,000.00	-	1,552,000.00	1,552,000.00	-	-	-	-	1,552,000.00	902,625.00	-	649,375.00	
Transportation Allowance (TA)	714	1,552,000.00	-	1,552,000.00	1,552,000.00	-	-	-	-	1,552,000.00	826,447.58	-	725,552.42	
Clothing/Uniform Allowance	715	830,000.00	-	830,000.00	830,000.00	-	-	-	-	830,000.00	730,500.00	-	99,500.00	
Productivity Incentives Benefits	717	332,000.00	-	332,000.00	332,000.00	-	-	-	-	332,000.00	349,000.00	-	(17,000.00)	
Other Bonuses and Allowances	719	-	-	-	-	-	-	-	-	-	-	-	-	
Per diems	720	22,104,000.00	-	22,104,000.00	22,104,000.00	-	-	-	-	22,104,000.00	5,054,850.00	-	17,049,150.00	
Overtime and Night Pay	723	-	-	-	-	-	-	-	-	-	67,326.07	-	(67,326.07)	
Cash Gift	724	-	-	-	-	-	-	-	-	-	461,359.00	-	(461,359.00)	
Year-End Benefits	725	6,104,000.00	-	6,104,000.00	6,104,000.00	-	-	-	-	6,104,000.00	2,242,725.79	-	3,861,274.21	
Year-End Benefits	725	-	-	-	-	-	-	-	-	-	-	-	-	
PERSONEL BENEFITS CONTRIBUTION		954,000.00	-	954,000.00	954,000.00	-	-	-	-	954,000.00	393,882.74	-	560,117.26	
PAG-IBIG Contributions	732	206,000.00	-	206,000.00	206,000.00	-	-	-	-	206,000.00	92,663.40	-	113,336.60	
PHILHEALTH Contributions	733	542,000.00	-	542,000.00	542,000.00	-	-	-	-	542,000.00	177,164.40	-	364,835.60	
PHILHEALTH Contributions	733	-	-	-	-	-	-	-	-	-	-	-	-	
ECC Contributions	734	206,000.00	-	206,000.00	206,000.00	-	-	-	-	206,000.00	124,054.94	-	81,945.06	
ECC Contributions	734	-	-	-	-	-	-	-	-	-	-	-	-	
Other Personnel Benefits		167,000.00	-	167,000.00	167,000.00	15,786,825.00	156,953.00	-	-	16,110,778.00	17,401,610.89	-	(1,290,832.89)	
Terminal Leave Benefits	742	-	-	-	-	15,786,825.00	156,953.00	-	-	15,943,778.00	16,226,181.13	-	(282,403.13)	
Other Personnel Benefits	749	167,000.00	-	167,000.00	167,000.00	-	-	-	-	167,000.00	1,175,429.76	-	(1,008,429.76)	
Step Increment for Length of Service		167,000.00	-	-	-	-	-	-	-	-	-	-	-	
Lump-sum for Reclassification of Positions		-	-	-	-	-	-	-	-	-	-	-	-	
Productivity Enhancement Pay		-	-	-	-	-	-	-	-	-	-	-	-	
Educational Assistance		-	-	-	-	-	-	-	-	-	-	-	-	
Loyalty Award		-	-	-	-	-	-	-	-	-	-	-	-	
Monetization of Leave Credits		-	-	-	-	-	-	-	-	-	-	-	-	
B. AUTOMATIC APPROPRIATION		7,589,000.00	-	7,589,000.00	7,589,000.00	-	-	-	-	7,589,000.00	3,111,397.07	-	4,477,602.93	
Life and Retirement Insurance Contributions	731	7,589,000.00	-	7,589,000.00	7,589,000.00	-	-	-	-	7,589,000.00	3,111,397.07	-	4,477,602.93	
Life and Retirement Insurance Contributions	731	-	-	-	-	-	-	-	-	-	-	-	-	
TOTAL PERSONAL SERVICES		110,902,000.00	-	110,902,000.00	110,902,000.00	15,786,825.00	156,953.00	-	-	126,845,778.00	59,602,971.92	-	67,242,806.08	
MOOE														
Transportation/Travelling Expenses		4,828,000.00	-	4,828,000.00	4,828,000.00	-	-	-	-	4,828,000.00	1,783,914.24	-	3,044,085.76	
Local Travel	751	4,728,000.00	-	4,728,000.00	4,728,000.00	-	-	-	-	4,728,000.00	1,583,342.79	-	3,144,657.21	
Foreign Travel	752	100,000.00	-	100,000.00	100,000.00	-	-	-	-	100,000.00	200,571.45	-	(100,571.45)	
Trainings & Scholarship Expenses		1,303,000.00	-	1,303,000.00	1,303,000.00	-	-	-	-	1,303,000.00	930,870.34	-	372,129.66	
Training Expenses	753	1,253,000.00	-	1,253,000.00	1,253,000.00	-	-	-	-	1,253,000.00	910,870.34	-	342,129.66	
Scholarship Expenses	754	-	-	-	-	-	-	-	-	-	20,000.00	-	(20,000.00)	
Membership Dues & Contributions	778	50,000.00	-	50,000.00	50,000.00	-	-	-	-	50,000.00	-	-	50,000.00	
Supplies & Materials Expenses		6,326,000.00	-	6,326,000.00	6,326,000.00	-	-	-	-	6,326,000.00	1,673,281.87	-	4,652,718.13	
Office Supplies Exp.	755	4,132,000.00	-	4,132,000.00	4,132,000.00	-	-	-	-	4,132,000.00	1,063,541.28	-	3,068,458.72	
Accountable Forms	756	-	-	-	-	-	-	-	-	-	7,362.50	-	(7,362.50)	
Drugs and Medicines	759	-	-	-	-	-	-	-	-	-	-	-	-	
Gasoline, Oil & Lubricant	761	2,194,000.00	-	2,194,000.00	2,194,000.00	-	-	-	-	2,194,000.00	560,820.59	-	1,633,179.41	
Other Expenses	765	-	-	-	-	-	-	-	-	-	41,557.50	-	(41,557.50)	

P/P/A	Acct. Code	FY 2013 Authorized Appropriation	WITHHELD	TOTAL NOT NEEDING CLEARANCE (3)=(1-2)	RELEASES OF ALLOTMENT					Net Balance (9)=(4+5+6+7+8)	Obligations Incurred (10)	Interfund Transfer to RBs (11)	Balance (12)=(7-8-9)	Remarks (12)
					PER APPROVED ABM (THIS RELEASE PORTION) (4)	SARO # BMB-B 13-0001601 (5)	SARO # BMB-B 13-0001875 (6)	SARO #s BMB-B (7)	SARO #s BMB-B (8)					
Utility Expenses		4,507,000.00	-	4,507,000.00	4,507,000.00	-	-	-	-	4,507,000.00	1,306,515.39	-	3,200,484.61	
Water Expenses	766	840,000.00	-	840,000.00	840,000.00	-	-	-	-	840,000.00	118,254.90	-	721,745.10	
Electricity Expenses	767	3,667,000.00	-	3,667,000.00	3,667,000.00	-	-	-	-	3,667,000.00	1,185,260.49	-	2,478,739.51	
Communication Expenses		2,894,000.00	-	2,894,000.00	2,894,000.00	-	-	-	-	2,894,000.00	976,468.50	-	1,917,531.50	
Postage and Deliveries	771	-	-	-	-	-	-	-	-	-	69,263.94	-	(69,263.94)	
Telephone - Landline	772	2,894,000.00	-	2,894,000.00	2,894,000.00	-	-	-	-	2,894,000.00	403,256.18	-	2,490,743.82	
Telephone - Mobile	773	-	-	-	-	-	-	-	-	-	217,267.92	-	(217,267.92)	
Internet Expenses	774	-	-	-	-	-	-	-	-	-	262,963.73	-	(262,963.73)	
Cable, Satellite, Telegraph & Radio Exp.	775	-	-	-	-	-	-	-	-	-	23,716.73	-	(23,716.73)	
Advertising Expenses	780	1,523,000.00	-	1,523,000.00	1,523,000.00	-	-	-	-	1,523,000.00	281,468.00	-	1,241,532.00	
Printing & Binding Expenses	781	485,000.00	-	485,000.00	485,000.00	-	-	-	-	485,000.00	17,204.81	-	467,695.19	
Rent Expenses	782	13,017,000.00	-	13,017,000.00	13,017,000.00	-	-	-	-	13,017,000.00	4,906,572.94	-	8,110,427.06	
Representation Expenses	783	9,012,000.00	-	9,012,000.00	9,012,000.00	-	-	-	-	9,012,000.00	2,053,919.89	-	6,958,080.11	
Transportation Expenses	784	140,000.00	-	140,000.00	140,000.00	-	-	-	-	140,000.00	32,570.97	-	107,429.03	
Subscription Expenses	786	301,000.00	-	301,000.00	301,000.00	-	-	-	-	301,000.00	120,820.71	-	180,179.29	
Professional Services		8,489,000.00	-	8,489,000.00	8,489,000.00	-	-	-	-	8,489,000.00	2,310,489.77	-	6,178,510.23	
Auditing Services	792	-	-	-	-	-	-	-	-	-	29,475.77	-	(29,475.77)	
Consultancy Services	793	-	-	-	-	-	-	-	-	-	20,000.00	-	(20,000.00)	
Legal Services	791	-	-	-	-	-	-	-	-	-	6,770.00	-	(6,770.00)	
General services	795	-	-	-	-	-	-	-	-	-	58,996.80	-	(58,996.80)	
Janitorial Services	796	-	-	-	-	-	-	-	-	-	702,116.97	-	(702,116.97)	
Security Services	797	2,700,000.00	-	2,700,000.00	2,700,000.00	-	-	-	-	2,700,000.00	648,051.92	-	2,051,948.08	
Others	799/969	5,789,000.00	-	5,789,000.00	5,789,000.00	-	-	-	-	5,789,000.00	845,078.31	-	4,943,921.69	
Repair & Maintenance		1,201,000.00	-	1,201,000.00	1,201,000.00	-	-	-	-	1,201,000.00	584,493.58	-	616,506.42	
Repair & Maintenance - Office Buildings	811	100,000.00	-	100,000.00	100,000.00	-	-	-	-	100,000.00	33,067.00	-	66,933.00	
Repair & Maintenance - Leasehold Improvement	819	-	-	-	-	-	-	-	-	-	1,216.00	-	(1,216.00)	
Repair & Maintenance - Office Equipment	821	360,000.00	-	360,000.00	360,000.00	-	-	-	-	360,000.00	70,048.50	-	289,951.50	
Repair & Maintenance - Furniture & Fixtures	822	-	-	-	-	-	-	-	-	-	12,225.00	-	(12,225.00)	
Repair & Maintenance - IT Equip. & Software	823	-	-	-	-	-	-	-	-	-	23,950.80	-	(23,950.80)	
Repair & Maintenance - Motor Vehicles	841	741,000.00	-	741,000.00	741,000.00	-	-	-	-	741,000.00	443,106.28	-	297,893.72	
Repair & Maintenance - Communication Equipment	829	-	-	-	-	-	-	-	-	-	880.00	-	(880.00)	
Repair & Maintenance - Other PPE	850	-	-	-	-	-	-	-	-	-	-	-	-	
Donations	878	-	-	-	-	-	-	-	-	-	-	-	-	
Extraordinary & Misc. Expenses		588,000.00	-	588,000.00	588,000.00	-	-	-	-	588,000.00	173,163.32	-	414,836.68	
Extraordinary Expenses	883	588,000.00	-	588,000.00	588,000.00	-	-	-	-	588,000.00	150,665.34	-	437,334.66	
Miscellaneous Expenses	884	-	-	-	-	-	-	-	-	-	22,497.98	-	(22,497.98)	
Taxes, Insurance & Other Fees		558,000.00	-	558,000.00	558,000.00	-	-	-	-	558,000.00	461,282.36	-	96,717.64	
Taxes, Duties & Licenses	891	558,000.00	-	558,000.00	558,000.00	-	-	-	-	558,000.00	17,405.92	-	540,594.08	
Fidelity Bond Premium	892	-	-	-	-	-	-	-	-	-	111,374.89	-	(111,374.89)	
Insurance Expense	893	-	-	-	-	-	-	-	-	-	332,501.55	-	(332,501.55)	
TOTAL MOOE		55,172,000.00	-	55,172,000.00	55,172,000.00	-	-	-	-	55,172,000.00	17,613,136.69	-	37,558,863.31	
CAPITAL OUTLAY														
Leasehold Improvement	219	-	-	-	-	-	-	-	-	-	-	-	-	
Office Equipment	221	-	-	-	-	-	-	-	-	-	-	-	-	
Furniture, Fixtures & Equipment Outlay	222	-	-	-	-	-	-	-	-	-	-	-	-	
IT Equipment & Software	223	-	-	-	-	-	-	-	-	-	-	-	-	
Library Books & Materials	224	-	-	-	-	-	-	-	-	-	-	-	-	
Communication Equipment	229	-	-	-	-	-	-	-	-	-	-	-	-	
Motor Vehicles (Transportation Equipment)	241	4,500,000.00	-	4,500,000.00	4,500,000.00	-	-	-	-	4,500,000.00	4,500,000.00	-	-	
Other Property, Plant and Equipment	250	-	-	-	-	-	-	-	-	-	-	-	-	
TOTAL CO		4,500,000.00	-	4,500,000.00	4,500,000.00	-	-	-	-	4,500,000.00	4,500,000.00	-	-	
TOTAL CURRENT APPROPRIATION		170,574,000.00	-	170,574,000.00	170,574,000.00	15,786,825.00	156,953.00	-	-	186,517,778.00	81,716,108.61	-	104,801,669.39	
TOTAL CONTINUING APPROPRIATION		4,057,196.58	-	4,057,196.58	4,057,196.58	-	-	-	-	4,057,196.58	458,671.16	-	3,598,525.42	
GRAND TOTAL		174,631,196.58	-	174,631,196.58	174,631,196.58	15,786,825.00	156,953.00	-	-	190,574,974.58	82,174,779.77	-	108,400,194.81	

Prepared by:  FRANCISCA C. GUNA, Acting Budget Officer

Certified by:  VICTORIA P. MACAPAGAL, Chief, FMD

Approved by:  MA. CRISELDA R. SY, OIC-Executive Director

Date: May 30, 2013