

File Copy

BAR No. 2

FINANCIAL REPORT OF OPERATIONS
As of March 31, 2015

Department: : Department of Labor and Employment
Agency/Bureau/Office : National Wages and Productivity Commission
Fund Title :

Department Code : 12
Agency/Bureau/Office : B0894
Fund Title : 101




F/P/P Code	PARTICULARS	ALLOTMENTS RECEIVED				Obligations Incurred	Unobligated Allotment Balance	Remarks
		Per NWPC Approved ABM (This Release)	SARO Received	Add/Less: Interfund Transfer (Regional Boards)	TOTAL			
(1)	(2)	(3)	(4)	(5)	(6)	(7)	(8)	(9)
A. REGULAR APPROPRIATION		166,693	164	-	166,857	34,962	131,895	
I.	General Administration and Support	47,751	164	-	47,915	8,031	39,884	
A.1.a	General Administration and Support Services	43,505	164	-	43,669	8,030	35,639	
	100 - Personal Services	29,708	164	-	29,872	3,836	26,036	
	200 - Maintenance and Other Operating Expenses	13,797	-	-	13,797	4,194	9,603	
	300 - Capital Outlay	-	-	-	-	-	-	
A.1.b	Human Resource Development	4,246	-	-	4,246	1	4,245	
	100 - Personal Services	4,246	-	-	4,246	1	4,245	
	200 - Maintenance and Other Operating Expenses	-	-	-	-	-	-	
	300 - Capital Outlay	-	-	-	-	-	-	
MFO 1	Technical Advisory Services	31,358	-	-	31,358	5,697	25,661	
	100 - Personal Services	16,273	-	-	16,273	4,561	11,712	
	200 - Maintenance and Other Operating Expenses	13,985	-	-	13,985	1,136	12,849	
	300 - Capital Outlay	1,100	-	-	1,100	-	1,100	
MFO 2	Wages Regulation Service	87,584	-	-	87,584	21,234	66,350	
	100 - Personal Services	52,711	-	-	52,711	14,436	38,275	
	200 - Maintenance and Other Operating Expenses	34,873	-	-	34,873	6,798	28,075	
	300 - Capital Outlay	-	-	-	-	-	-	

RECEIVED
OFFICE OF THE DIRECTOR
FINANCIAL AND MANAGEMENT SERVICE
DEPARTMENT OF LABOR AND EMPLOYMENT

NAME: KARLY
DATE: 4/07/15
TIME: 10:19 AM

F/P/P Code	PARTICULARS	ALLOTMENTS RECEIVED				Obligations Incurred	Unobligated Allotment Balance	Remarks
		Per NWPC Approved ABM (This Release)	SARO Received	Add/Less: Interfund Transfer (Regional Boards)	TOTAL			
(1)	(2)	(3)	(4)	(5)	(6)	(7)	(8)	(9)
B.	AUTOMATIC APPROPRIATION (RLIP):	5,803	-	-	5,803	1,951	4,253	
I.	General Administration and Support	1,559	-	-	1,559	412	1,147	
A.1.a	General Administration and Support Services	1,559	-	-	1,559	412	1,147	
	100 - Personal Services	1,559	-	-	1,559	412	1,147	
	200 - Maintenance and Other Operating Expenses	-	-	-	-	-	-	
	300 - Capital Outlay	-	-	-	-	-	-	
A.1.b	Human Resource Development	-	-	-	-	-	-	
	100 - Personal Services	-	-	-	-	-	-	
	200 - Maintenance and Other Operating Expenses	-	-	-	-	-	-	
	300 - Capital Outlay	-	-	-	-	-	-	
MFO 1	Technical Advisory Services	1,548	-	-	1,548	401	1,147	
	100 - Personal Services	1,548	-	-	1,548	401	1,147	
	200 - Maintenance and Other Operating Expenses	-	-	-	-	-	-	
	300 - Capital Outlay	-	-	-	-	-	-	
MFO 2	Wages Regulation Service	4,244	-	-	4,244	1,138	3,106	
	100 - Personal Services	4,244	-	-	4,244	1,138	3,106	
	200 - Maintenance and Other Operating Expenses	-	-	-	-	-	-	
	300 - Capital Outlay	-	-	-	-	-	-	

F/P/P Code	PARTICULARS	ALLOTMENTS RECEIVED				Obligations Incurred	Unobligated Allotment Balance	Remarks
		Per NWPC Approved ABM (This Release)	SARO Received	Add/Less: Interfund Transfer (Regional Boards)	TOTAL			
(1)	(2)	(3)	(4)	(5)	(6)	(7)	(8)	(9)
C.	CONTINUING APPROPRIATION:	1,682	-	-	1,682	60	1,622	
I.	General Administration and Support	1,682	-	-	1,682	60	1,622	
A.1.a	General Administration and Support Services	1,682	-	-	1,682	60	1,622	
	100 - Personal Services			-	-		-	
	200 - Maintenance and Other Operating Expenses	1,682		-	1,682	60	1,622	
	300 - Capital Outlay		-	-	-		-	
A.1.b	Human Resource Development	-	-	-	-	-	-	
	100 - Personal Services			-	-		-	
	200 - Maintenance and Other Operating Expenses		-	-	-		-	
	300 - Capital Outlay		-	-	-		-	
MFO 1	Technical Advisory Services							
	100 - Personal Services			-	-		-	
	200 - Maintenance and Other Operating Expenses			-	-		-	
	300 - Capital Outlay		-	-	-		-	
MFO 2	Wages Regulation Service							
	100 - Personal Services		-	-	-		-	
	200 - Maintenance and Other Operating Expenses		-	-	-		-	
	300 - Capital Outlay		-	-	-		-	

F/P/P Code (1)	PARTICULARS (2)	ALLOTMENTS RECEIVED				Obligations Incurred (7)	Unobligated Allotment Balance (8)	Remarks (9)
		Per NWPC Approved ABM (This Release) (3)	SARO Received (4)	Add/Less: Interfund Transfer (Regional Boards) (5)	TOTAL (6)			
SUMMARY:								
1.	TOTAL CURRENT YEAR APPROPRIATION	174,044	164	-	174,208	36,913	137,295	
	Regular Appropriation,	166,693	164	-	166,857	34,962	131,895	
	100 - Personal Services	98,692	164	-	98,856	22,832	76,024	
	200 - Maintenance and Other Operating Expenses	66,901	-	-	66,901	12,129	54,772	
	300 - Capital Outlay	1,100	-	-	1,100	-	1,100	
	Automatic Appropriation	7,351	-	-	7,351	1,951	5,400	
2.	CONTINUING APPROPRIATION	1,682	-	-	1,682	60	1,622	
	200 - Maintenance and Other Operating Expenses	1,682	-	-	1,682	60	1,622	
	300 - Capital Outlay	-	-	-	-	-	-	
	GRAND TOTAL	175,726	164	-	175,890	36,973	138,917	
Prepared by:		Noted by:			Submitted by:		Date:	
 EDITHA M. SAUS Chief, FMD		 JEANETTE T. DAMO Deputy Executive Director			 PATRICIA P. HORNILLA Officer in Charge		March 30, 2015	