

OFFICE OF THE DIRECTOR  
FINANCIAL AND MANAGEMENT SERVICE  
DEPARTMENT OF LABOR AND EMPLOYMENT

RECEIVED

FINANCIAL REPORT OF OPERATIONS  
As of June 30, 2015

NAME: Karla  
DATE: 7/2 TIME: 11:00 AM

Department: : Department of Labor and Employment  
Agency/Bureau/Office : National Wages and Productivity Commission  
Fund Title :

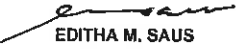


Department Code : 12  
Agency/Bureau/Office : B0894  
Fund Title : 101

F/P/P Code	PARTICULARS	ALLOTMENTS RECEIVED			TOTAL	Obligations Incurred	Unobligated Allotment Balance	Remarks
		Per NWPC Approved ABM (This Release)	SARO Received	Add/Less: Interfund Transfer (Regional Boards)				
(1)	(2)	(3)	(4)	(5)	(6)	(7)	(8)	(9)
<b>A. REGULAR APPROPRIATION</b>		<b>166,693</b>	<b>6,093</b>	<b>-</b>	<b>172,786</b>	<b>80,134</b>	<b>92,652</b>	
<b>I.</b>	<b>General Administration and Support</b>	<b>47,751</b>	<b>2,887</b>	<b>-</b>	<b>50,638</b>	<b>20,058</b>	<b>30,579</b>	
<b>A 1.a</b>	<b>General Administration and Support Services</b>	<b>43,505</b>	<b>2,887</b>	<b>-</b>	<b>46,392</b>	<b>19,127</b>	<b>27,264</b>	
	100 - Personal Services	29,708	2,887	-	32,595	11,050	21,544	
	200 - Maintenance and Other Operating Expenses	13,797	-	-	13,797	8,077	5,720	
	300 - Capital Outlay	-	-	-	-	-	-	
<b>A.1.b</b>	<b>Human Resource Development</b>	<b>4,246</b>	<b>-</b>	<b>-</b>	<b>4,246</b>	<b>931</b>	<b>3,315</b>	
	100 - Personal Services	-	-	-	-	-	-	
	200 - Maintenance and Other Operating Expenses	4,246	-	-	4,246	931	3,315	
	300 - Capital Outlay	-	-	-	-	-	-	
<b>MFO 1</b>	<b>Technical Advisory Services</b>	<b>31,358</b>	<b>3,206</b>	<b>-</b>	<b>34,564</b>	<b>11,697</b>	<b>22,867</b>	
	100 - Personal Services	16,273	3,206	-	19,479	9,174	10,305	
	200 - Maintenance and Other Operating Expenses	13,985	-	-	13,985	1,504	12,481	
	300 - Capital Outlay	1,100	-	-	1,100	1,020	81	
<b>MFO 2</b>	<b>Wages Regulation Service</b>	<b>87,584</b>	<b>-</b>	<b>-</b>	<b>87,584</b>	<b>48,379</b>	<b>39,205</b>	
	100 - Personal Services	52,711	-	-	52,711	33,228	19,483	
	200 - Maintenance and Other Operating Expenses	34,873	-	-	34,873	15,151	19,722	
	300 - Capital Outlay	-	-	-	-	-	-	

F/P/P Code	PARTICULARS	ALLOTMENTS RECEIVED				Obligations Incurred	Unobligated Allotment Balance	Remarks
		Per NWPC Approved ABM (This Release)	SARO Received	Add/Less: Interfund Transfer (Regional Boards)	TOTAL			
(1)	(2)	(3)	(4)	(5)	(6)	(7)	(8)	(9)
<b>B. AUTOMATIC APPROPRIATION (RLIP):</b>		<b>5,803</b>	<b>-</b>	<b>-</b>	<b>5,803</b>	<b>3,700</b>	<b>2,912</b>	
<b>I.</b>	<b>General Administration and Support</b>	<b>1,559</b>	<b>-</b>	<b>-</b>	<b>1,559</b>	<b>834</b>	<b>725</b>	
<b>A.1.a</b>	<b>General Administration and Support Services</b>	<b>1,559</b>	<b>-</b>	<b>-</b>	<b>1,559</b>	<b>834</b>	<b>725</b>	
	100 - Personal Services	1,559	-	-	1,559	834	725	
	200 - Maintenance and Other Operating Expenses	-	-	-	-	-	-	
	300 - Capital Outlay	-	-	-	-	-	-	
<b>A.1.b</b>	<b>Human Resource Development</b>	<b>-</b>	<b>-</b>	<b>-</b>	<b>-</b>	<b>-</b>	<b>-</b>	
	100 - Personal Services	-	-	-	-	-	-	
	200 - Maintenance and Other Operating Expenses	-	-	-	-	-	-	
	300 - Capital Outlay	-	-	-	-	-	-	
<b>MFO 1</b>	<b>Technical Advisory Services</b>	<b>1,548</b>	<b>-</b>	<b>-</b>	<b>1,548</b>	<b>809</b>	<b>739</b>	
	100 - Personal Services	1,548	-	-	1,548	809	739	
	200 - Maintenance and Other Operating Expenses	-	-	-	-	-	-	
	300 - Capital Outlay	-	-	-	-	-	-	
<b>MFO 2</b>	<b>Wages Regulation Service</b>	<b>4,244</b>	<b>-</b>	<b>-</b>	<b>4,244</b>	<b>2,058</b>	<b>2,186</b>	
	100 - Personal Services	4,244	-	-	4,244	2,058	2,186	
	200 - Maintenance and Other Operating Expenses	-	-	-	-	-	-	
	300 - Capital Outlay	-	-	-	-	-	-	

F/PIP Code	PARTICULARS	ALLOTMENTS RECEIVED				Obligations Incurred	Unobligated Allotment Balance	Remarks
		Per NWPC Approved ABM (This Release)	SARO Received	Add/Less: Interfund Transfer (Regional Boards)	TOTAL			
(1)	(2)	(3)	(4)	(5)	(6)	(7)	(8)	(9)
<b>C. CONTINUING APPROPRIATION:</b>		<b>1,682</b>	<b>-</b>	<b>-</b>	<b>1,682</b>	<b>1,007</b>	<b>675</b>	
I.	<b>General Administration and Support</b>	<b>1,682</b>	<b>-</b>	<b>-</b>	<b>1,682</b>	<b>1,007</b>	<b>675</b>	
A.1.a	<b>General Administration and Support Services</b>	<b>1,682</b>	<b>-</b>	<b>-</b>	<b>1,682</b>	<b>1,007</b>	<b>675</b>	
	100 - Personal Services			-	-		-	
	200 - Maintenance and Other Operating Expenses	1,682		-	1,682	1,007	675	
	300 - Capital Outlay		-	-	-		-	
A.1.b	<b>Human Resource Development</b>	<b>-</b>	<b>-</b>	<b>-</b>	<b>-</b>	<b>-</b>	<b>-</b>	
	100 - Personal Services			-	-		-	
	200 - Maintenance and Other Operating Expenses			-	-		-	
	300 - Capital Outlay			-	-		-	
MFO 1	<b>Technical Advisory Services</b>							
	100 - Personal Services			-	-		-	
	200 - Maintenance and Other Operating Expenses			-	-		-	
	300 - Capital Outlay			-	-		-	
MFO 2	<b>Wages Regulation Service</b>	<b>-</b>	<b>-</b>	<b>-</b>	<b>-</b>	<b>-</b>	<b>-</b>	
	100 - Personal Services			-	-		-	
	200 - Maintenance and Other Operating Expenses			-	-		-	
	300 - Capital Outlay			-	-		-	

F/P/P Code (1)	PARTICULARS (2)	ALLOTMENTS RECEIVED				Obligations Incurred (7)	Unobligated Allotment Balance (8)	Remarks (9)
		Per NWPC Approved ABM (This Release) (3)	SARO Received (4)	Add/Less: Interfund Transfer (Regional Boards) (5)	TOTAL (6)			
<b>D.</b>	<b>LOCALLY FUNDED PROJECT - ISSP</b>	1,020	-	-	1,020	-	1,020	
<b>I.</b>	<b>General Administration and Support</b>	1,020	-	-	1,020	-	1,020	
<b>A.1.a</b>	<b>General Administration and Support Services</b>	1,020	-	-	1,020	-	1,020	
	100 - Personal Services				-		-	
	200 - Maintenance and Other Operating Expenses				-		-	
	300 - Capital Outlay	1,020	-	-	1,020		1,020	
<b>A.1.b</b>	<b>Human Resource Development</b>	-	-	-	-	-	-	
	100 - Personal Services				-		-	
	200 - Maintenance and Other Operating Expenses				-		-	
	300 - Capital Outlay				-		-	
<b>MFO 1</b>	<b>Technical Advisory Services</b>							
	100 - Personal Services				-		-	
	200 - Maintenance and Other Operating Expenses				-		-	
	300 - Capital Outlay				-		-	
<b>MFO 2</b>	<b>Wages Regulation Service</b>							
	100 - Personal Services				-		-	
	200 - Maintenance and Other Operating Expenses				-		-	
	300 - Capital Outlay				-		-	

F/P/P Code (1)	PARTICULARS (2)	ALLOTMENTS RECEIVED				Obligations Incurred (7)	Unobligated Allotment Balance (8)	Remarks (9)
		Per NWPC - Approved ABM (This Release) (3)	SARO Received (4)	Add/Less: Interfund Transfer (Regional Boards) (5)	TOTAL (6)			
	<b>SUMMARY:</b>							
	<b>1. TOTAL CURRENT YEAR APPROPRIATION</b>	<b>174,044</b>	<b>6,093</b>	<b>-</b>	<b>180,137</b>	<b>83,834</b>	<b>96,303</b>	
	Regular Appropriation,	166,693	6,093	-	172,786	80,134	92,652	
	100 - Personal Services	98,692	6,093	-	104,785	53,452	51,333	
	200 - Maintenance and Other Operating Expenses	66,901	-	-	66,901	25,663	41,238	
	300 - Capital Outlay	1,100	-	-	1,100	1,020	81	
	Automatic Appropriation	7,351	-	-	7,351	3,700	3,651	
	<b>2. CONTINUING APPROPRIATION</b>	<b>1,682</b>	<b>-</b>	<b>-</b>	<b>1,682</b>	<b>1,007</b>	<b>675</b>	
	200 - Maintenance and Other Operating Expenses	1,682	-	-	1,682	1,007	675	
	300 - Capital Outlay	-	-	-	-	-	-	
	<b>3. LOCALLY FUNDED PROJECT - ISSP</b>	<b>1,020</b>	<b>-</b>	<b>-</b>	<b>1,020</b>	<b>-</b>	<b>1,020</b>	
	200 - Maintenance and Other Operating Expenses	-	-	-	-	-	-	
	300 - Capital Outlay	1,020	-	-	1,020	-	1,020	
	<b>GRAND TOTAL</b>	<b>176,746</b>	<b>6,093</b>	<b>-</b>	<b>182,839</b>	<b>84,841</b>	<b>97,998</b>	
Prepared by:   EDITHA M. SAUS Chief, FMD		Noted by:   ATTY. WELMA T. SICANGCO Director II			Submitted by:   MARIA CRISELDA R. SY Executive Director IV		Date:  July 1, 2015	