

FINANCIAL REPORT OF OPERATIONS
As of June 30, 2016

Department: : Department of Labor and Employment
Agency/Bureau/Office : National Wages and Productivity Commission
Fund Title :

Department Code : 12
Agency/Bureau/Office : B0894
Fund Title : 101

F/P/P Code	PARTICULARS	ALLOTMENTS RECEIVED				Obligations Incurred	Unobligated Allotment Balance	Remarks
		Per NWPC Approved ABM (This Release)	SARO Received	Add/Less: Interfund Transfer (Regional Boards)	TOTAL			
(1)	(2)	(3)	(4)	(5)	(6)	(7)	(8)	(9)
A. REGULAR APPROPRIATION		177,870	-	-	177,870	76,175	101,695	
I.	General Administration and Support	46,686	-	-	46,686	19,128	27,558	
A.1.a	General Administration and Support Services	41,077	-	-	41,077	17,301	23,776	
	100 - Personal Services	20,110	-	-	20,110	7,564	12,546	
	200 - Maintenance and Other Operating Expenses	15,271	-	-	15,271	7,529	7,742	
	300 - Capital Outlay	5,696	-	-	5,696	2,209	3,487	
A.1.b	Human Resource Development	5,609	-	-	5,609	1,827	3,782	
	100 - Personal Services	1,268	-	-	1,268	168	1,100	
	200 - Maintenance and Other Operating Expenses	4,341	-	-	4,341	1,659	2,682	
	300 - Capital Outlay	-	-	-	-	-	-	
MFO 1	Technical Advisory Services	48,396	-	-	48,396	17,205	31,191	
	100 - Personal Services	20,035	-	-	20,035	9,063	10,972	
	200 - Maintenance and Other Operating Expenses	28,361	-	-	28,361	8,141	20,220	
	300 - Capital Outlay	-	-	-	-	-	-	
MFO 2	Wages Regulation Service	82,788	-	-	82,788	39,843	42,945	
	100 - Personal Services	61,387	-	-	61,387	28,050	33,337	
	200 - Maintenance and Other Operating Expenses	21,401	-	-	21,401	11,793	9,608	
	300 - Capital Outlay	-	-	-	-	-	-	

OFFICE OF THE COMPTROLLER
FINANCIAL AND MANAGEMENT SERVICES
DEPARTMENT OF LABOR AND EMPLOYMENT

RECEIVED


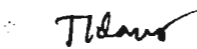

NAME: Karla
DATE: 7/5/16 TIME: 9:32 AM

F/P/P Code (1)	PARTICULARS (2)	ALLOTMENTS RECEIVED				Obligations Incurred (7)	Unobligated Allotment Balance (8)	Remarks (9)
		Per NWPC Approved ABM (This Release) (3)	SARO Received (4)	Add/Less: Interfund Transfer (Regional Boards) (5)	TOTAL (6)			
B.	AUTOMATIC APPROPRIATION (RLIP):	7,909	795	-	8,704	4,071	4,633	
I.	General Administration and Support	1,760	367	-	2,127	1,071	1,057	
A.1.a	General Administration and Support Services	1,760	367	-	2,127	1,071	1,057	
	100 - Personal Services	1,760	367	-	2,127	1,071	1,057	
	200 - Maintenance and Other Operating Expenses	-	-	-	-	-	-	
	300 - Capital Outlay	-	-	-	-	-	-	
A.1.b	Human Resource Development	-	-	-	-	-	-	
	100 - Personal Services	-	-	-	-	-	-	
	200 - Maintenance and Other Operating Expenses	-	-	-	-	-	-	
	300 - Capital Outlay	-	-	-	-	-	-	
MFO 1	Technical Advisory Services	1,575	-	-	1,575	718	857	
	100 - Personal Services	1,575	-	-	1,575	718	857	
	200 - Maintenance and Other Operating Expenses	-	-	-	-	-	-	
	300 - Capital Outlay	-	-	-	-	-	-	
MFO 2	Wages Regulation Service	4,574	428	-	5,002	2,282	2,719	
	100 - Personal Services	4,574	428	-	5,002	2,282	2,719	
	200 - Maintenance and Other Operating Expenses	-	-	-	-	-	-	
	300 - Capital Outlay	-	-	-	-	-	-	

F/P/P Code (1)	PARTICULARS (2)	ALLOTMENTS RECEIVED				Obligations Incurred (7)	Unobligated Allotment Balance (8)	Remarks (9)
		Per NWPC Approved ABM (This Release) (3)	SARO Received (4)	Add/Less: Interfund Transfer (Regional Boards) (5)	TOTAL (6)			
C. LOCALLY FUNDED PROJECT - ISSP		480	-	-	480	-	480	
I.	General Administration and Support	480	-	-	480	-	480	
A.1.a	General Administration and Support Services	480	-	-	480	-	480	
	100 - Personal Services			-	-	-	-	
	200 - Maintenance and Other Operating Expenses	480		-	480	-	480	
	300 - Capital Outlay			-	-	-	-	
A.1.b	Human Resource Development	-	-	-	-	-	-	
	100 - Personal Services			-	-	-	-	
	200 - Maintenance and Other Operating Expenses			-	-	-	-	
	300 - Capital Outlay			-	-	-	-	
MFO 1	Technical Advisory Services							
	100 - Personal Services			-	-	-	-	
	200 - Maintenance and Other Operating Expenses			-	-	-	-	
	300 - Capital Outlay			-	-	-	-	
MFO 2	Wages Regulation Service	-	-	-	-	-	-	
	100 - Personal Services			-	-	-	-	
	200 - Maintenance and Other Operating Expenses			-	-	-	-	
	300 - Capital Outlay			-	-	-	-	

F/PIP Code (1)	PARTICULARS (2)	ALLOTMENTS RECEIVED				Obligations Incurred (7)	Unobligated Allotment Balance (8)	Remarks (9)
		Per NWPC Approved ABM (This Release) (3)	SARO Received (4)	Add/Less: Interfund Transfer (Regional Boards) (5)	TOTAL (6)			
D. SPECIAL PURPOSE FUND		-	14,250	-	14,250	8,983	5,267	
I.	General Administration and Support	-	6,679	-	6,679	8,983	1,468	
A.1.a	General Administration and Support Services	-	6,679	-	6,679	5,211	1,468	
	100 - Personal Services	-	6,679	-	6,679	5,211	1,468	
	200 - Maintenance and Other Operating Expenses	-	-	-	-	-	-	
	300 - Capital Outlay	-	-	-	-	-	-	
A.1.b	Human Resource Development	-	-	-	-	-	-	
	100 - Personal Services	-	-	-	-	-	-	
	200 - Maintenance and Other Operating Expenses	-	-	-	-	-	-	
	300 - Capital Outlay	-	-	-	-	-	-	
MFO 1	Technical Advisory Services	-	-	-	-	-	-	
	100 - Personal Services	-	-	-	-	-	-	
	200 - Maintenance and Other Operating Expenses	-	-	-	-	-	-	
	300 - Capital Outlay	-	-	-	-	933	(933)	
MFO 2	Wages Regulation Service	-	7,571	-	7,571	3,772	3,799	
	100 - Personal Services	-	7,571	-	7,571	3,772	3,799	
	200 - Maintenance and Other Operating Expenses	-	-	-	-	-	-	
	300 - Capital Outlay	-	-	-	-	-	-	

F/P/P Code (1)	PARTICULARS (2)	A L L O T M E N T S R E C E I V E D				Obligations Incurred (7)	Unobligated Allotment Balance (8)	Remarks (9)
		Per NWPC Approved ABM (This Release) (3)	SARO Received (4)	Add/Less: Interfund Transfer (Regional Boards) (5)	TOTAL (6)			
E. CONTINUING APPROPRIATION		3,029	-	-	3,029	1,127	1,902	
i.	General Administration and Support	3,029	-	-	3,029	1,127	1,902	
A.1.a	General Administration and Support Services	3,029	-	-	3,029	1,127	1,902	
	100 - Personal Services			-	-		-	
	200 - Maintenance and Other Operating Expenses	2,786		-	2,786	938	1,848	
	300 - Capital Outlay	242	-	-	242	188	54	
A.1.b	Human Resource Development	-	-	-	-	-	-	
	100 - Personal Services						-	
	200 - Maintenance and Other Operating Expenses		-	-	-	-	-	
	300 - Capital Outlay	-	-	-	-	-	-	
MFO 1	Technical Advisory Services							
	100 - Personal Services			-	-		-	
	200 - Maintenance and Other Operating Expenses			-	-		-	
	300 - Capital Outlay		-	-	-		-	
MFO 2	Wages Regulation Service	-	-	-	-	-	-	
	100 - Personal Services			-	-		-	
	200 - Maintenance and Other Operating Expenses		-	-	-		-	
	300 - Capital Outlay		-	-	-		-	

F/PIP Code (1)	PARTICULARS (2)	ALLOTMENTS RECEIVED				Obligations Incurred (7)	Unobligated Allotment Balance (8)	Remarks (9)
		Per NWPC Approved ABM (This Release) (3)	SARO Received (4)	Add/Less: Interfund Transfer (Regional Boards) (5)	TOTAL (6)			
SUMMARY:								
A.	TOTAL CURRENT YEAR APPROPRIATION	185,779	795	-	186,574	80,246	106,328	
	Regular Appropriation,	177,870	-	-	177,870	76,175	101,695	
	100 - Personal Services	102,800	-	-	102,800	44,845	57,955	
	200 - Maintenance and Other Operating Expenses	69,374	-	-	69,374	29,122	40,252	
	300 - Capital Outlay	5,696	-	-	5,696	2,209	3,487	
B.	AUTOMATIC APPROPRIATION	7,909	795	-	8,704	4,071	4,633	
C.	LOCALLY FUNDED PROJECT - ISSP	480	-	-	480	-	480	
	200 - Maintenance and Other Operating Expenses	480	-	-	480	-	480	
	300 - Capital Outlay	-	-	-	-	-	-	
D.	SPECIAL PURPOSE FUND	-	14,250	-	14,250	8,983	5,267	
	100 - Personal Services	-	14,250	-	14,250	8,983	5,267	
	200 - Maintenance and Other Operating Expenses	-	-	-	-	-	-	
	300 - Capital Outlay	-	-	-	-	-	-	
E.	CONTINUING APPROPRIATION	3,029	-	-	3,029	1,127	1,902	
	200 - Maintenance and Other Operating Expenses	2,786	-	-	2,786	938	1,848	
	300 - Capital Outlay	242	-	-	242	188	54	
	GRAND TOTAL	189,288	15,045	-	204,333	90,356	113,977	
Prepared by:  EDITHA M. SAUS Chief, FMD								
Noted by:  JEANETTE T. DAMO Deputy Executive Director <i>wjh</i>								
Submitted by:  ALEX V. AVILA Officer in Charge								
Date: July 1, 2016								