




F/P/P Code	PARTICULARS	ALLOTMENTS RECEIVED			TOTAL	Obligations Incurred	Unobligated Allotment Balance	Remarks
		Per NWPC Approved ABM (This Release)	SARO Received	Add/Less: Interfund Transfer (Regional Boards)				
(1)	(2)	(3)	(4)	(5)	(6)	(7)	(8)	(9)
B. AUTOMATIC APPROPRIATION (RLIP):		5,803	-	-	5,803	4,989	1,926	
I.	General Administration and Support	1,559	-	-	1,559	1,087	472	
A.1.a	General Administration and Support Services	1,559	-	-	1,559	1,087	472	
	100 - Personal Services	1,559	-	-	1,559	1,087	472	
	200 - Maintenance and Other Operating Expenses	-	-	-	-	-	-	
	300 - Capital Outlay	-	-	-	-	-	-	
A.1.b	Human Resource Development	-	-	-	-	-	-	
	100 - Personal Services	-	-	-	-	-	-	
	200 - Maintenance and Other Operating Expenses	-	-	-	-	-	-	
	300 - Capital Outlay	-	-	-	-	-	-	
MFO 1	Technical Advisory Services	1,548	-	-	1,548	1,112	436	
	100 - Personal Services	1,548	-	-	1,548	1,112	436	
	200 - Maintenance and Other Operating Expenses	-	-	-	-	-	-	
	300 - Capital Outlay	-	-	-	-	-	-	
MFO 2	Wages Regulation Service	4,244	-	-	4,244	2,790	1,454	
	100 - Personal Services	4,244	-	-	4,244	2,790	1,454	
	200 - Maintenance and Other Operating Expenses	-	-	-	-	-	-	
	300 - Capital Outlay	-	-	-	-	-	-	

F/PIP Code (1)	PARTICULARS (2)	ALLOTMENTS RECEIVED				Obligations Incurred (7)	Unobligated Allotment Balance (8)	Remarks (9)
		Per NWPC Approved ABM (This Release) (3)	SARO Received (4)	Add/Less: Interfund Transfer (Regional Boards) (5)	TOTAL (6)			
C. CONTINUING APPROPRIATION:		1,682	-	-	1,682	1,577	105	
I.	General Administration and Support	1,682	-	-	1,682	1,577	105	
A.1.a	General Administration and Support Services	1,682	-	-	1,682	1,577	105	
	100 - Personal Services			-	-		-	
	200 - Maintenance and Other Operating Expenses	1,682		-	1,682	1,577	105	
	300 - Capital Outlay		-	-	-		-	
A.1.b	Human Resource Development	-	-	-	-	-	-	
	100 - Personal Services			-	-		-	
	200 - Maintenance and Other Operating Expenses		-	-	-		-	
	300 - Capital Outlay		-	-	-		-	
MFO 1	Technical Advisory Services							
	100 - Personal Services			-	-		-	
	200 - Maintenance and Other Operating Expenses			-	-		-	
	300 - Capital Outlay		-	-	-		-	
MFO 2	Wages Regulation Service							
	100 - Personal Services			-	-		-	
	200 - Maintenance and Other Operating Expenses			-	-		-	
	300 - Capital Outlay			-	-		-	

F/P/P Code	PARTICULARS	ALLOTMENTS RECEIVED				Obligations Incurred	Unobligated Allotment Balance	Remarks
		Per NWPC Approved ABM (This Release)	SARO Received	Add/Less: Interfund Transfer (Regional Boards)	TOTAL			
(1)	(2)	(3)	(4)	(5)	(6)	(7)	(8)	(9)
D.	LOCALLY FUNDED PROJECT - ISSP	1,020	-	-	1,020	-	1,020	
I.	General Administration and Support	1,020	-	-	1,020	-	1,020	
A.1.a	General Administration and Support Services	1,020	-	-	1,020	-	1,020	
	100 - Personal Services			-	-		-	
	200 - Maintenance and Other Operating Expenses			-	-		-	
	300 - Capital Outlay	1,020	-	-	1,020		1,020	
A.1.b	Human Resource Development	-	-	-	-	-	-	
	100 - Personal Services			-	-		-	
	200 - Maintenance and Other Operating Expenses			-	-		-	
	300 - Capital Outlay			-	-		-	
MFO 1	Technical Advisory Services							
	100 - Personal Services			-	-		-	
	200 - Maintenance and Other Operating Expenses			-	-		-	
	300 - Capital Outlay			-	-		-	
MFO 2	Wages Regulation Service							
	100 - Personal Services			-	-		-	
	200 - Maintenance and Other Operating Expenses			-	-		-	
	300 - Capital Outlay			-	-		-	

F/P/P Code (1)	PARTICULARS (2)	ALLOTMENTS RECEIVED			TOTAL (6)	Obligations Incurred (7)	Unobligated Allotment Balance (8)	Remarks (9)
		Per NWPC Approved ABM (This Release) (3)	SARO Received (4)	Add/Less: Interfund Transfer (Regional Boards) (5)				
	SUMMARY:							
	1. TOTAL CURRENT YEAR APPROPRIATION	174,044	6,220	-	180,264	112,280	67,984	
	Regular Appropriation,	166,693	6,220	-	172,913	107,291	65,623	
	100 - Personal Services	98,692	6,220	-	104,912	69,259	35,654	
	200 - Maintenance and Other Operating Expenses	66,901	-	-	66,901	37,013	29,888	
	300 - Capital Outlay	1,100	-	-	1,100	1,020	81	
	Automatic Appropriation	7,351	-	-	7,351	4,989	2,362	
	2. CONTINUING APPROPRIATION	1,682	-	-	1,682	1,577	105	
	200 - Maintenance and Other Operating Expenses	1,682	-	-	1,682	1,577	105	
	300 - Capital Outlay	-	-	-	-	-	-	
	3. LOCALLY FUNDED PROJECT - ISSP	1,020	-	-	1,020	-	1,020	
	200 - Maintenance and Other Operating Expenses	-	-	-	-	-	-	
	300 - Capital Outlay	1,020	-	-	1,020	-	1,020	
	GRAND TOTAL	176,746	6,220	-	182,966	113,857	69,109	
Prepared by:	 EDITHA M. SAUS Chief, FMD	Noted by:	 ATTY. WELMA T. SICANGCO Director II	Submitted by:	 MARIA CRISELDA R. SY Executive Director IV	Date:	September 4, 2015	