

OFFICE OF THE DIRECTOR
FINANCIAL AND MANAGEMENT SERVICE
DEPARTMENT OF LABOR AND EMPLOYMENT

RECEIVED

BAR No. 2

FINANCIAL REPORT OF OPERATIONS
As of April 30, 2015

NAME: Karla
DATE: 8:42pm TIME: 5/4/15

Department: : Department of Labor and Employment
Agency/Bureau/Office : National Wages and Productivity Commission
Fund Title :


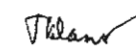

Department Code : 12
Agency/Bureau/Office : B0894
Fund Title : 101

F/P/P Code (1)	PARTICULARS (2)	ALLOTMENTS RECEIVED				Obligations Incurred (7)	Unobligated Allotment Balance (8)	Remarks (9)
		Per NWPC Approved ABM (This Release) (3)	SARO Received (4)	Add/Less: Interfund Transfer (Regional Boards) (5)	TOTAL (6)			
A. REGULAR APPROPRIATION		166,693	164	-	166,857	47,111	119,746	
I.	General Administration and Support	47,751	164	-	47,915	11,213	36,702	
A.1.a	General Administration and Support Services	43,505	164	-	43,669	11,198	32,471	
	100 - Personal Services	29,708	164	-	29,872	5,960	23,912	
	200 - Maintenance and Other Operating Expenses	13,797	-	-	13,797	5,238	8,559	
	300 - Capital Outlay	-	-	-	-	-	-	
A.1.b	Human Resource Development	4,246	-	-	4,246	15	4,231	
	100 - Personal Services	-	-	-	-	-	-	
	200 - Maintenance and Other Operating Expenses	4,246	-	-	4,246	15	4,231	
	300 - Capital Outlay	-	-	-	-	-	-	
MFO 1	Technical Advisory Services	31,358	-	-	31,358	7,826	23,532	
	100 - Personal Services	16,273	-	-	16,273	6,495	9,778	
	200 - Maintenance and Other Operating Expenses	13,985	-	-	13,985	1,332	12,653	
	300 - Capital Outlay	1,100	-	-	1,100	-	1,100	
MFO 2	Wages Regulation Service	87,584	-	-	87,584	28,072	59,512	
	100 - Personal Services	52,711	-	-	52,711	19,308	33,403	
	200 - Maintenance and Other Operating Expenses	34,873	-	-	34,873	8,764	26,109	
	300 - Capital Outlay	-	-	-	-	-	-	

F/P/P Code (1)	PARTICULARS (2)	ALLOTMENTS RECEIVED				Obligations Incurred (7)	Unobligated Allotment Balance (8)	Remarks (9)
		Per NWPC Approved ABM (This Release) (3)	SARO Received (4)	Add/Less: Interfund Transfer (Regional Boards) (5)	TOTAL (6)			
B. AUTOMATIC APPROPRIATION (RLIP):		5,803	-	-	5,803	2,574	3,759	
I.	General Administration and Support	1,559	-	-	1,559	551	1,008	
A.1.a	General Administration and Support Services	1,559	-	-	1,559	551	1,008	
	100 - Personal Services	1,559	-	-	1,559	551	1,008	
	200 - Maintenance and Other Operating Expenses	-	-	-	-	-	-	
	300 - Capital Outlay	-	-	-	-	-	-	
A.1.b	Human Resource Development	-	-	-	-	-	-	
	100 - Personal Services	-	-	-	-	-	-	
	200 - Maintenance and Other Operating Expenses	-	-	-	-	-	-	
	300 - Capital Outlay	-	-	-	-	-	-	
MFO 1	Technical Advisory Services	1,548	-	-	1,548	529	1,019	
	100 - Personal Services	1,548	-	-	1,548	529	1,019	
	200 - Maintenance and Other Operating Expenses	-	-	-	-	-	-	
	300 - Capital Outlay	-	-	-	-	-	-	
MFO 2	Wages Regulation Service	4,244	-	-	4,244	1,493	2,751	
	100 - Personal Services	4,244	-	-	4,244	1,493	2,751	
	200 - Maintenance and Other Operating Expenses	-	-	-	-	-	-	
	300 - Capital Outlay	-	-	-	-	-	-	

F/P/P Code (1)	PARTICULARS (2)	A L L O T M E N T S R E C E I V E D				Obligations Incurred (7)	Unobligated Allotment Balance (8)	Remarks (9)
		Per NWPC Approved ABM (This Release) (3)	SARO Received (4)	Add/Less: Interfund Transfer (Regional Boards) (5)	TOTAL (6)			
C. CONTINUING APPROPRIATION:		1,682	-	-	1,682	441	1,241	
I.	General Administration and Support	1,682	-	-	1,682	441	1,241	
A.1.a	General Administration and Support Services	1,682	-	-	1,682	441	1,241	
	100 - Personal Services			-	-		-	
	200 - Maintenance and Other Operating Expenses	1,682		-	1,682	441	1,241	
	300 - Capital Outlay		-	-	-		-	
A.1.b	Human Resource Development	-	-	-	-	-	-	
	100 - Personal Services			-	-		-	
	200 - Maintenance and Other Operating Expenses		-	-	-		-	
	300 - Capital Outlay		-	-	-		-	
MFO 1	Technical Advisory Services							
	100 - Personal Services			-	-		-	
	200 - Maintenance and Other Operating Expenses			-	-		-	
	300 - Capital Outlay		-	-	-		-	
MFO 2	Wages Regulation Service							
	100 - Personal Services		-	-	-		-	
	200 - Maintenance and Other Operating Expenses		-	-	-		-	
	300 - Capital Outlay		-	-	-		-	

F/P/P Code (1)	PARTICULARS (2)	ALLOTMENTS RECEIVED			TOTAL (6)	Obligations Incurred (7)	Unobligated Allotment Balance (8)	Remarks (9)
		Per NWPC Approved ABM (This Release) (3)	SARO Received (4)	Add/Less: Interfund Transfer (Regional Boards) (5)				
D.	LOCALLY FUNDED PROJECT - ISSP	1,020	-	-	1,020	-	1,020	
I.	General Administration and Support	1,020	-	-	1,020	-	1,020	
A.1.a	General Administration and Support Services	1,020	-	-	1,020	-	1,020	
	100 - Personal Services			-	-		-	
	200 - Maintenance and Other Operating Expenses			-	-		-	
	300 - Capital Outlay	1,020	-	-	1,020		1,020	
A.1.b	Human Resource Development	-	-	-	-	-	-	
	100 - Personal Services			-	-		-	
	200 - Maintenance and Other Operating Expenses			-	-		-	
	300 - Capital Outlay	-	-	-	-		-	
MFO 1	Technical Advisory Services							
	100 - Personal Services			-	-		-	
	200 - Maintenance and Other Operating Expenses			-	-		-	
	300 - Capital Outlay			-	-		-	
MFO 2	Wages Regulation Service	-	-	-	-	-	-	
	100 - Personal Services			-	-		-	
	200 - Maintenance and Other Operating Expenses			-	-		-	
	300 - Capital Outlay			-	-		-	

F/P/P Code (1)	PARTICULARS (2)	ALLOTMENTS RECEIVED				Obligations Incurred (7)	Unobligated Allotment Balance (8)	Remarks (9)
		Per NWPC Approved ABM (This Release) (3)	SARO Received (4)	Add/Less: Interfund Transfer (Regional Boards) (5)	TOTAL (6)			
	SUMMARY:							
	1. TOTAL CURRENT YEAR APPROPRIATION	174,044	164	-	166,857	49,685	117,172	
	Regular Appropriation,	166,693	164	-	166,857	47,111	119,746	
	100 - Personal Services	98,692	164	-	98,856	31,763	67,093	
	200 - Maintenance and Other Operating Expenses	66,901	-	-	66,901	15,348	51,553	
	300 - Capital Outlay	1,100	-	-	1,100	-	1,100	
	Automatic Appropriation	7,351	-	-	-	2,574	(2,574)	
	2. CONTINUING APPROPRIATION	1,682	-	-	1,682	441	1,241	
	200 - Maintenance and Other Operating Expenses	1,682	-	-	1,682	441	1,241	
	300 - Capital Outlay	-	-	-	-	-	-	
	3. LOCALLY FUNDED PROJECT - ISSP	1,020	-	-	1,020	-	1,020	
	200 - Maintenance and Other Operating Expenses	-	-	-	-	-	-	
	300 - Capital Outlay	1,020	-	-	1,020	-	1,020	
	GRAND TOTAL	176,746	164	-	176,910	50,126	126,784	
Prepared by:	 EDITHA M. SAUS Chief, FMD	Noted by:	 JEANETTE T. DAMO Deputy Executive Director	Submitted by:	 MARIA CRISELDA R. SY Executive Director IV	Date:	April 30, 2015	