

FINANCIAL REPORT OF OPERATIONS
As of December 31, 2014

Department: : Department of Labor and Employment
Agency/Bureau/Office : National Wages and Productivity Commission
Fund Title :

Department Code : 12
Agency/Bureau/Office : B0894
Fund Title : 101

F/P/P Code (1)	PARTICULARS (2)	ALLOTMENTS RECEIVED				Obligations Incurred (7)	Unobligated Allotment Balance (8)	Remarks (9)
		Per NWPC Approved ABM (This Release) (3)	SARO Received (4)	Add/Less: Interfund Transfer (Regional Boards) (5)	TOTAL (6)			
A. REGULAR APPROPRIATION		165,203	2,294	-	167,497	161,823	5,674	
I.	General Administration and Support	45,165	1,634	-	46,799	39,100	7,699	
A.I.a	General Administration and Support Services	41,219	1,634	-	42,853	37,427	5,426	
	100 - Personal Services	29,706	2,465	-	32,171	17,892	14,279	
	200 - Maintenance and Other Operating Expenses	9,113	(831)	-	8,282	17,135	(8,853)	
	300 - Capital Outlay	2,400	-	-	2,400	2,400	-	
A.I.b	Human Resource Development	3,946	-	-	3,946	1,673	2,273	
	100 - Personal Services	-	570	-	570	-	570	
	200 - Maintenance and Other Operating Expenses	3,946	(570)	-	3,376	1,673	1,703	
	300 - Capital Outlay	-	-	-	-	-	-	
MFO 1	Technical Advisory Services	47,359	175	-	47,534	63,358	(15,824)	
	100 - Personal Services	19,545	953	-	20,498	46,528	(26,030)	
	200 - Maintenance and Other Operating Expenses	27,814	(778)	-	27,036	16,830	10,206	
	300 - Capital Outlay	-	-	-	-	-	-	
MFO 2	Wages Regulation Service	72,679	485	-	73,164	59,365	13,799	
	100 - Personal Services	49,690	2,606	-	52,296	38,344	13,952	
	200 - Maintenance and Other Operating Expenses	21,389	(2,121)	-	19,268	19,443	(175)	
	300 - Capital Outlay	1,600	-	-	1,600	1,578	22	

FINANCIAL REPORT OF OPERATIONS
As of December 31, 2014

Department: : Department of Labor and Employment
Agency/Bureau/Office : National Wages and Productivity Commission
Fund Title :

Department Code : 12
Agency/Bureau/Office : 80894
Fund Title : 101

F/P/P Code (1)	PARTICULARS (2)	ALLOTMENTS RECEIVED				Obligations Incurred (7)	Unobligated Allotment Balance (8)	Remarks (9)
		Per NWPC Approved ABM (This Release) (3)	SARO Received (4)	Add/Less: Interfund Transfer (Regional Boards) (5)	TOTAL (6)			
B. AUTOMATIC APPROPRIATION (RLIP):		5,826	-	-	5,826	7,643	1,838	
I.	General Administration and Support	1,560	-	-	1,560	1,331	229	
A.1.a	General Administration and Support Services	1,560	-	-	1,560	1,331	229	
	100 - Personal Services	1,560	-	-	1,560	1,331	229	
	200 - Maintenance and Other Operating Expenses	-	-	-	-	-	-	
	300 - Capital Outlay	-	-	-	-	-	-	
A.1.b	Human Resource Development	-	-	-	-	-	-	
	100 - Personal Services	-	-	-	-	-	-	
	200 - Maintenance and Other Operating Expenses	-	-	-	-	-	-	
	300 - Capital Outlay	-	-	-	-	-	-	
MFO 1	Technical Advisory Services	1,548	-	-	1,548	3,655	(2,107)	
	100 - Personal Services	1,548	-	-	1,548	3,655	(2,107)	
	200 - Maintenance and Other Operating Expenses	-	-	-	-	-	-	
	300 - Capital Outlay	-	-	-	-	-	-	
MFO 2	Wages Regulation Service	4,266	-	-	4,266	2,657	1,609	
	100 - Personal Services	4,266	-	-	4,266	2,657	1,609	
	200 - Maintenance and Other Operating Expenses	-	-	-	-	-	-	
	300 - Capital Outlay	-	-	-	-	-	-	

FINANCIAL REPORT OF OPERATIONS
As of December 31, 2014

Department: : Department of Labor and Employment
Agency/Bureau/Office : National Wages and Productivity Commission
Fund Title :


Department Code : 12
Agency/Bureau/Office : B0894
Fund Title : 101

F/P/P Code (1)	PARTICULARS (2)	ALLOTMENTS RECEIVED				Obligations Incurred (7)	Unobligated Allotment Balance (8)	Remarks (9)
		Per NWPC Approved ABM (This Release) (3)	SARO Received (4)	Add/Less: Interfund Transfer (Regional Boards) (5)	TOTAL (6)			
C. CONTINUING APPROPRIATION:		-	-	-	-	-	-	
I.	General Administration and Support	-	-	-	-	-	-	
A.1.a	General Administration and Support Services	-	-	-	-	-	-	
	100 - Personal Services			-	-		-	
	200 - Maintenance and Other Operating Expenses			-	-		-	
	300 - Capital Outlay		-	-	-		-	
A.1.b	Human Resource Development	-	-	-	-	-	-	
	100 - Personal Services			-	-		-	
	200 - Maintenance and Other Operating Expenses		-	-	-		-	
	300 - Capital Outlay	-	-	-	-	-	-	
MFO 1	Technical Advisory Services							
	100 - Personal Services			-	-		-	
	200 - Maintenance and Other Operating Expenses			-	-		-	
	300 - Capital Outlay		-	-	-		-	
MFO 2	Wages Regulation Service	-	-	-	-	-	-	
	100 - Personal Services		-	-	-		-	
	200 - Maintenance and Other Operating Expenses		-	-	-		-	
	300 - Capital Outlay		-	-	-		-	

FINANCIAL REPORT OF OPERATIONS
As of December 31, 2014

Department: : Department of Labor and Employment
Agency/Bureau/Office : National Wages and Productivity Commission
Fund Title :

Department Code : 12
Agency/Bureau/Office : B0894
Fund Title : 101

F/P/P Code (1)	PARTICULARS (2)	ALLOTMENTS RECEIVED				Obligations Incurred (7)	Unobligated Allotment Balance (8)	Remarks (9)
		Per NWPC Approved ABM (This Release) (3)	SARO Received (4)	Add/Less: Interfund Transfer (Regional Boards) (5)	TOTAL (6)			
SUMMARY:								
1.	TOTAL CURRENT YEAR APPROPRIATION	172,577	2,294	-	174,871	169,466	5,405	
	Regular Appropriation,	165,203	2,294	-	167,497	161,823	5,674	
	100 - Personal Services	98,941	6,594	-	105,535	102,764	2,771	
	200 - Maintenance and Other Operating Expenses	62,262	(4,300)	-	57,962	55,081	2,881	
	300 - Capital Outlay	4,000	-	-	4,000	3,978	22	
	Automatic Appropriation	7,374	-	-	7,374	7,643	(269)	
2.	CONTINUING APPROPRIATION	-	-	-	-	-	-	
	200 - Maintenance and Other Operating Expenses	-	-	-	-	-	-	
	300 - Capital Outlay	-	-	-	-	-	-	
	GRAND TOTAL	172,577	2,294	-	174,871	169,466	5,405	
Prepared by:		Noted by:			Submitted by:		Date:	
 EDITHA M. SAUS Officer in charge		JEANETTE T. DAMO Deputy Executive Director			MARIA CRISELDA R. SY Executive Director IV		January 5, 2014	

FINANCIAL REPORT OF OPERATIONS
As of November 30, 2014

Department: : Department of Labor and Employment
Agency/Bureau/Office : National Wages and Productivity Commission
Fund Title :

Department Code : 12
Agency/Bureau/Office : B0894
Fund Title : 101

F/P/P Code (1)	PARTICULARS (2)	ALLOTMENTS RECEIVED				Obligations Incurred (7)	Unobligated Allotment Balance (8)	Remarks (9)
		Per NWPC Approved ABM (This Release) (3)	SARO Received (4)	Add/Less: Interfund Transfer (Regional Boards) (5)	TOTAL (6)			
A. REGULAR APPROPRIATION		165,203	1,444	-	166,647	141,992	24,655	
I.	General Administration and Support	45,165	1,444	-	46,609	33,477	13,132	
A.1.a	General Administration and Support Services	41,219	1,444	-	42,663	32,136	10,527	
	100 - Personal Services	29,706	1,444	-	31,150	14,594	16,556	
	200 - Maintenance and Other Operating Expenses	9,113	-	-	9,113	15,142	(6,029)	
	300 - Capital Outlay	2,400	-	-	2,400	2,400	-	
A.1.b	Human Resource Development	3,946	-	-	3,946	1,341	2,605	
	100 - Personal Services	-	-	-	-	-	-	
	200 - Maintenance and Other Operating Expenses	3,946	-	-	3,946	1,341	2,605	
	300 - Capital Outlay	-	-	-	-	-	-	
MFO 1	Technical Advisory Services	47,359	-	-	47,359	56,618	(9,259)	
	100 - Personal Services	19,545	-	-	19,545	41,528	(21,983)	
	200 - Maintenance and Other Operating Expenses	27,814	-	-	27,814	15,090	12,724	
	300 - Capital Outlay	-	-	-	-	-	-	
MFO 2	Wages Regulation Service	72,679	-	-	72,679	51,897	20,782	
	100 - Personal Services	49,690	-	-	49,690	33,181	16,509	
	200 - Maintenance and Other Operating Expenses	21,389	-	-	21,389	18,716	2,673	
	300 - Capital Outlay	1,600	-	-	1,600	1,570	30	

OFFICE OF THE DIRECTOR
FINANCIAL AND MANAGEMENT SERVICE
DEPARTMENT OF LABOR AND EMPLOYMENT

RECEIVED

NAME: Karla
DATE: 12/02/14 TIME: 1:30 PM

FINANCIAL REPORT OF OPERATIONS
As of November 30, 2014

Department: : Department of Labor and Employment
Agency/Bureau/Office : National Wages and Productivity Commission
Fund Title :

Department Code : 12
Agency/Bureau/Office : B0894
Fund Title : 101

F/P/P Code	PARTICULARS	ALLOTMENTS RECEIVED				Obligations Incurred	Unobligated Allotment Balance	Remarks
		Per NWPC Approved ABM (This Release)	SARO Received	Add/Less: Interfund Transfer (Regional Boards)	TOTAL			
(1)	(2)	(3)	(4)	(5)	(6)	(7)	(8)	(9)
B.	AUTOMATIC APPROPRIATION (RLIP):	5,826	-	-	5,826	6,967	2,197	
I.	General Administration and Support	1,560	-	-	1,560	1,219	341	
A.1.a	General Administration and Support Services	1,560	-	-	1,560	1,219	341	
	100 - Personal Services	1,560	-	-	1,560	1,219	341	
	200 - Maintenance and Other Operating Expenses	-	-	-	-	-	-	
	300 - Capital Outlay	-	-	-	-	-	-	
A.1.b	Human Resource Development	-	-	-	-	-	-	
	100 - Personal Services	-	-	-	-	-	-	
	200 - Maintenance and Other Operating Expenses	-	-	-	-	-	-	
	300 - Capital Outlay	-	-	-	-	-	-	
MFO 1	Technical Advisory Services	1,548	-	-	1,548	3,338	(1,790)	
	100 - Personal Services	1,548	-	-	1,548	3,338	(1,790)	
	200 - Maintenance and Other Operating Expenses	-	-	-	-	-	-	
	300 - Capital Outlay	-	-	-	-	-	-	
MFO 2	Wages Regulation Service	4,266	-	-	4,266	2,410	1,856	
	100 - Personal Services	4,266	-	-	4,266	2,410	1,856	
	200 - Maintenance and Other Operating Expenses	-	-	-	-	-	-	
	300 - Capital Outlay	-	-	-	-	-	-	

FINANCIAL REPORT OF OPERATIONS
As of November 30, 2014

Department: : Department of Labor and Employment
Agency/Bureau/Office : National Wages and Productivity Commission
Fund Title :


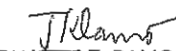

Department Code : 12
Agency/Bureau/Office : 80894
Fund Title : 101

F/P/P Code (1)	PARTICULARS (2)	ALLOTMENTS RECEIVED				Obligations Incurred (7)	Unobligated Allotment Balance (8)	Remarks (9)
		Per NWPC Approved ABM (This Release) (3)	SARO Received (4)	Add/Less: Interfund Transfer (Regional Boards) (5)	TOTAL (6)			
C. CONTINUING APPROPRIATION:		-	-	-	-	-	-	
I.	General Administration and Support	-	-	-	-	-	-	
A.1.a	General Administration and Support Services	-	-	-	-	-	-	
	100 - Personal Services			-	-		-	
	200 - Maintenance and Other Operating Expenses			-	-		-	
	300 - Capital Outlay		-	-	-		-	
A.1.b	Human Resource Development	-	-	-	-	-	-	
	100 - Personal Services			-	-		-	
	200 - Maintenance and Other Operating Expenses		-	-	-		-	
	300 - Capital Outlay		-	-	-		-	
MFO 1	Technical Advisory Services							
	100 - Personal Services			-	-		-	
	200 - Maintenance and Other Operating Expenses			-	-		-	
	300 - Capital Outlay		-	-	-		-	
MFO 2	Wages Regulation Service	-	-	-	-	-	-	
	100 - Personal Services		-	-	-		-	
	200 - Maintenance and Other Operating Expenses		-	-	-		-	
	300 - Capital Outlay		-	-	-		-	

FINANCIAL REPORT OF OPERATIONS
As of November 30, 2014

Department: : Department of Labor and Employment
Agency/Bureau/Office : National Wages and Productivity Commission
Fund Title :

Department Code : 12
Agency/Bureau/Office : 80894
Fund Title : 101

F/P/P Code (1)	PARTICULARS (2)	ALLOTMENTS RECEIVED				Obligations Incurred (7)	Unobligated Allotment Balance (8)	Remarks (9)
		Per NWPC Approved ABM (This Release) (3)	SARO Received (4)	Add/Less: Interfund Transfer (Regional Boards) (5)	TOTAL (6)			
SUMMARY:								
1.	TOTAL CURRENT YEAR APPROPRIATION	172,577	1,444	-	174,021	148,959	25,062	
	Regular Appropriation,	165,203	1,444	-	166,647	141,992	24,655	
	100 - Personal Services	98,941	1,444	-	100,385	89,303	11,082	
	200 - Maintenance and Other Operating Expenses	62,262	-	-	62,262	48,719	13,543	
	300 - Capital Outlay	4,000	-	-	4,000	3,970	30	
	Automatic Appropriation	7,374	-	-	7,374	6,967	407	
2.	CONTINUING APPROPRIATION	-	-	-	-	-	-	
	200 - Maintenance and Other Operating Expenses	-	-	-	-	-	-	
	300 - Capital Outlay	-	-	-	-	-	-	
	GRAND TOTAL	172,577	1,444	-	174,021	148,959	25,062	
Prepared by:  EDITHA M. SAUS Officer in charge								
Noted by:  JEANETTE T. DAMO Deputy Executive Director								
Submitted by:  MARIA CRISELDA R. SY Executive Director IV								
Date: November 30, 2014								

File Copy

BAR No. 2

OFFICE OF THE COMPTROLLER
 FINANCIAL AND MANAGEMENT SERVICES
 DEPARTMENT OF LABOR AND EMPLOYMENT

FINANCIAL REPORT OF OPERATIONS
 As of October 31, 2014

Department: : Department of Labor and Employment
 Agency/Bureau/Office : National Wages and Productivity Commission
 Fund Title :

RECEIVED
 Department Code : 12
 Agency/Bureau/Office : B0894
 Fund Title : 101
 DATE: Kawli 11/04/14 TIME: 10:35AM

F/P/P Code (1)	PARTICULARS (2)	ALLOTMENTS RECEIVED				Obligations Incurred (7)	Unobligated Allotment Balance (8)	Remarks (9)
		Per NWPC Approved ABM (This Release) (3)	SARO Received (4)	Add/Less: Interfund Transfer (Regional Boards) (5)	TOTAL (6)			
A. REGULAR APPROPRIATION		165,203	-	-	165,203	128,820	36,383	
I.	General Administration and Support	45,165	-	-	45,165	31,537	13,628	
A.1.a	General Administration and Support Services	41,219	-	-	41,219	30,206	11,013	
	100 - Personal Services	29,706	-	-	29,706	12,965	16,741	
	200 - Maintenance and Other Operating Expenses	9,113	-	-	9,113	14,841	(5,728)	
	300 - Capital Outlay	2,400	-	-	2,400	2,400	-	
A.1.b	Human Resource Development	3,946	-	-	3,946	1,331	2,615	
	100 - Personal Services	-	-	-	-	-	-	
	200 - Maintenance and Other Operating Expenses	3,946	-	-	3,946	1,331	2,615	
	300 - Capital Outlay	-	-	-	-	-	-	
MFO 1	Technical Advisory Services	47,359	-	-	47,359	50,627	(3,268)	
	100 - Personal Services	19,545	-	-	19,545	36,665	(17,120)	
	200 - Maintenance and Other Operating Expenses	27,814	-	-	27,814	13,962	13,852	
	300 - Capital Outlay	-	-	-	-	-	-	
MFO 2	Wages Regulation Service	72,679	-	-	72,679	46,656	26,023	
	100 - Personal Services	49,690	-	-	49,690	29,465	20,225	
	200 - Maintenance and Other Operating Expenses	21,389	-	-	21,389	15,621	5,768	
	300 - Capital Outlay	1,600	-	-	1,600	1,570	30	

FINANCIAL REPORT OF OPERATIONS
As of October 31, 2014

Department: : Department of Labor and Employment
Agency/Bureau/Office : National Wages and Productivity Commission
Fund Title :

Department Code : 12
Agency/Bureau/Office : B0894
Fund Title : 101

F/P/P Code (1)	PARTICULARS (2)	ALLOTMENTS RECEIVED				Obligations Incurred (7)	Unobligated Allotment Balance (8)	Remarks (9)
		Per NWPC Approved ABM (This Release) (3)	SARO Received (4)	Add/Less: Interfund Transfer (Regional Boards) (5)	TOTAL (6)			
	B. AUTOMATIC APPROPRIATION (RLIP):	5,826	-	-	5,826	6,277	2,569	
I.	General Administration and Support	1,560	-	-	1,560	1,102	458	
A.1.a	General Administration and Support Services	1,560	-	-	1,560	1,102	458	
	100 - Personal Services	1,560	-	-	1,560	1,102	458	
	200 - Maintenance and Other Operating Expenses	-	-	-	-	-	-	
	300 - Capital Outlay	-	-	-	-	-	-	
A.1.b	Human Resource Development	-	-	-	-	-	-	
	100 - Personal Services	-	-	-	-	-	-	
	200 - Maintenance and Other Operating Expenses	-	-	-	-	-	-	
	300 - Capital Outlay	-	-	-	-	-	-	
MFO 1	Technical Advisory Services	1,548	-	-	1,548	3,020	(1,472)	
	100 - Personal Services	1,548	-	-	1,548	3,020	(1,472)	
	200 - Maintenance and Other Operating Expenses	-	-	-	-	-	-	
	300 - Capital Outlay	-	-	-	-	-	-	
MFO 2	Wages Regulation Service	4,266	-	-	4,266	2,155	2,111	
	100 - Personal Services	4,266	-	-	4,266	2,155	2,111	
	200 - Maintenance and Other Operating Expenses	-	-	-	-	-	-	
	300 - Capital Outlay	-	-	-	-	-	-	

FINANCIAL REPORT OF OPERATIONS
As of October 31, 2014

Department: : Department of Labor and Employment
Agency/Bureau/Office : National Wages and Productivity Commission
Fund Title :




Department Code : 12
Agency/Bureau/Office : 80894
Fund Title : 101

F/P/P Code (1)	PARTICULARS (2)	ALLOTMENTS RECEIVED				Obligations Incurred (7)	Unobligated Allotment Balance (8)	Remarks (9)
		Per NWPC Approved ABM (This Release) (3)	SARO Received (4)	Add/Less: Interfund Transfer (Regional Boards) (5)	TOTAL (6)			
C. CONTINUING APPROPRIATION:		-	-	-	-	-	-	
I.	General Administration and Support	-	-	-	-	-	-	
A.1.a	General Administration and Support Services	-	-	-	-	-	-	
	100 - Personal Services			-	-		-	
	200 - Maintenance and Other Operating Expenses			-	-		-	
	300 - Capital Outlay		-	-	-		-	
A.1.b	Human Resource Development	-	-	-	-	-	-	
	100 - Personal Services			-	-		-	
	200 - Maintenance and Other Operating Expenses		-	-	-		-	
	300 - Capital Outlay	-	-	-	-	-	-	
MFO 1	Technical Advisory Services							
	100 - Personal Services			-	-		-	
	200 - Maintenance and Other Operating Expenses			-	-		-	
	300 - Capital Outlay		-	-	-		-	
MFO 2	Wages Regulation Service	-	-	-	-	-	-	
	100 - Personal Services		-	-	-		-	
	200 - Maintenance and Other Operating Expenses		-	-	-		-	
	300 - Capital Outlay		-	-	-		-	

FINANCIAL REPORT OF OPERATIONS
As of October 31, 2014

Department: : Department of Labor and Employment
Agency/Bureau/Office : National Wages and Productivity Commission
Fund Title :

Department Code : 12
Agency/Bureau/Office : B0894
Fund Title : 101

F/P/P Code (1)	PARTICULARS (2)	ALLOTMENTS RECEIVED				Obligations Incurred (7)	Unobligated Allotment Balance (8)	Remarks (9)
		Per NWPC Approved ABM (This Release) (3)	SARO Received (4)	Add/Less: Interfund Transfer (Regional Boards) (5)	TOTAL (6)			
	SUMMARY:							
I.	TOTAL CURRENT YEAR APPROPRIATION	172,577	-	-	172,577	135,097	37,480	
	Regular Appropriation,	165,203	-	-	165,203	128,820	36,383	
	100 - Personal Services	98,941	-	-	98,941	79,095	19,846	
	200 - Maintenance and Other Operating Expenses	62,262	-	-	62,262	45,755	16,507	
	300 - Capital Outlay	4,000	-	-	4,000	3,970	30	
	Automatic Appropriation	7,374	-	-	7,374	6,277	1,097	
2.	CONTINUING APPROPRIATION	-	-	-	-	-	-	
	200 - Maintenance and Other Operating Expenses	-	-	-	-	-	-	
	300 - Capital Outlay	-	-	-	-	-	-	
	GRAND TOTAL	172,577	-	-	172,577	135,097	37,480	
Prepared by:		Noted by:			Submitted by:		Date:	
 VICTORIA P. MACAPAGAL Chief, FMD		 JEANETTE T. DAMO Deputy Executive Director			 MARIA CRISELDA R. SY Executive Director IV		October 31, 2014	

WJR